

All seminars are available in
English language on demand


2018

Seminars

Information days

Webinars

Support days



Courtesy of Opel Automobile GmbH

Editorial 3
 Seminar overview..... 4 - 5

Seminar descriptions..... 6 - 50

Training packages 51
 Our lecturers 52 - 54
 DYNAmore on the web 55
 DYNAmore GmbH 56 - 57
 General informationen 58
 How to find us 59
 Imprint 59
 Diploma or master theses 60
 Registration form 61
 Order form 62
 LS-DYNA conferences 2018 63

Seminar descriptions

Introduction		Implicit	
Introduction to LS-DYNA 6		Implicit Analysis with LS-DYNA 32	
Introduction to LS-PrePost 7		NVH, Frequency Domain Analysis and Fatigue with LS-DYNA 32	
Introduction to Nonlinear Implicit Analyses in LS-DYNA 7		Info: Possibilities with LS-DYNA/Implicit 33	
Info: New Features in LS-DYNA and LS-OPT 8		Info: Fatigue, Acoustics, NVH with FEM/BEM 33	
Info: Cloud Solutions for LS-DYNA 8			
Basics/Theory		Particle Methods	
Element Types and Nonlinear Aspects 10		Smoothed Particle Hydrodynamics (SPH) in LS-DYNA 34	
User Interfaces in LS-DYNA 10		Meshfree EFG, SPG and Advanced FE Methods 34	
Info: Verification and Validation 11		Discrete Element Method (DEM) in LS-DYNA 35	
Crash/Short-Term Dynamics		Multiphysics/Biomechanics	
Crashworthiness Simulation with LS-DYNA 12		ALE and Fluid-Structure Interaction in LS-DYNA 36	
Contact Definitions in LS-DYNA 12		ICFD - Incompressible Fluid Solver in LS-DYNA 36	
Joining Techniques for Crash Analysis with LS-DYNA 13		CESE - Compressible Fluid Solver in LS-DYNA 37	
Failure of Fiber Reinforced Polymer Components 14		Electromagnetism in LS-DYNA 37	
Info: Simulation of Drop Tests with LS-DYNA 14		Info: Multiphysics 38	
		Info: Biomechanics 38	
Passive Safety		High Energy Events	
Introduction to Passive Safety Simulation with LS-DYNA 15		Methods for Simulating Short Duration Events 39	
CPM for Airbag Modeling 16		Blast Modeling with LS-DYNA 39	
LS-DYNA Dummy and Pedestrian Impactor Modeling 16		Penetration Modeling with LS-DYNA 40	
Info: Dummy Models – Overview and New Developments 17		Explosives Modeling for Engineers 40	
Info: Human Models - Overview and Extension Possibilities .. 17			
Metal Forming/Process Simulation		Optimization	
Metal Forming with LS-DYNA 18		LS-OPT - Optimization and Robustness 41	
Applied Forming Simulation with eta/DYNAFORM 19		Basics of Industrial Structure Optimization 42	
Hot Forming with LS-DYNA 19		Structural Optimization with GENESIS 42	
Introduction to Welding Simulation with LS-DYNA 20		Info: Optimization/DOE/Robustness 43	
Introduction to Sheet Metal Forming with OpenForm 20		Info: Optimization with ANSA, LS-OPT and META 43	
Info: Welding and Heat Treatment with LS-DYNA 21			
Info: Forming Trends in LS-DYNA and eta/DYNAFORM 21		Civil Engineering	
		Info: LS-DYNA for Civil Engineering Applications 44	
Materials		Pre- and Postprocessing	
Material Modeling for Metals 22		Introduction to PRIMER for LS-DYNA 45	
Damage and Failure Modeling 22		Info: PRIMER as Preprocessor for LS-DYNA 45	
Advanced Damage Modeling: Orthotropic Materials 23		Pre- and Postprocessing with Different Software Tools 46	
Parameter Identification with LS-OPT 24			
Modeling Polymers and Elastomers in LS-DYNA 24		Support/Seminars	
Simulation of Short Fiber Reinforced Polymers 26		Support day: LS-DYNA 47	
Simulation of Continuous Fiber Reinforced Polymers 26		Support day: Occupant Safety 47	
Concrete and Geomaterial Modeling 28		Webinars – Straightforward Information on LS-DYNA 47	
User Materials in LS-DYNA 28			
Info: Composite Analysis with LS-DYNA 29		CAE Processes/SDM/IT	
Info: ENVYO 29		Introduction to SDM and Process Management with LoCo 49	
Info: Simulation of Plastics with LS-DYNA 30		Info: Process Automation and SDM 50	
Info: Dynamic Material Characterization with 4a-Impetus 30			
		Info = Free-of-charge information day	

Seminars	Information days	Webinars	Support	On site / Individual
Introductions	Crashworthiness	Passive Safety	Forming/Processes	Materials
Basics	Implicit	Multiphysics/ Biomechanics	Particle Methods	Optimization
Theory	CAE/IT	High Energy	Civil Engineering	Pre-/Postprocessing

Dear reader,

The 11th European LS-DYNA Conference 2017 in Salzburg has impressively proved how diverse and extensive the application possibilities of LS-DYNA are. Numerous new developments and issues from the conference are now part of the seminars. This is why we cordially invite you to take a closer look at our seminar brochure.

In addition to our „classics“, we are offering the new course „Advanced Damage Modeling: Orthotropic Materials“ (p. 23). The course will present the current modeling capabilities of LS-DYNA regarding the simulation of complex degradation phenomena typically observed in materials that are used in industrial applications. Other key topics in 2018 are electromobility, lightweight construction and composites (from page 26). We also offer you a wide range of seminars on these topics.

Of course we are always willing to listen to your suggestions and pleased to offer also tailor-made training programs. Combine course content according to your individual wishes and to your requirements. For more information please do not hesitate to contact us.

Our support days, which take place every third Friday of the month, will help you to find answers to very specific issues. After prior registration, you can personally discuss your issue with one of our experts at our company headquarters in Stuttgart-Vaihingen.

We offer all seminars in German and English. To keep the organization as flexible as possible, the language selection is adapted to the registered customers at short notice. For this reason, please indicate explicitly if you do not want to hear a seminar in German. Otherwise we will assume that you are flexible with regard to the seminar language.

On our website www.dynamore.de you will find all news about the seminars, the dates of additional information days and, of course, all current developments in LS-DYNA or other products from our portfolio. You can register directly online for your desired seminar and download numerous lectures and presentations of past events. So visit our website regularly. It is worthwhile to take a look from time to time.

We hope that our training offer appeals to you and we are looking forward to welcoming you at one of our seminars or information days.

Kind regards,



Dr.-Ing. Maik Schenke

Your contact partner for any questions

Organization

Course Advisor



Carina Sieber

Tel. +49 (0)711 - 45 96 00 - 0
seminar@dynamore.de



Dr.-Ing. Maik Schenke

Tel. +49 (0)711 - 45 96 00 - 22
maik.schenke@dynamore.de

Trainings and Information Days	Jan.	Feb.	March	April	May	June	July
INTRODUCTION							
Introduction to LS-DYNA (location: Stuttgart, Germany)		20-22	20-22	24-26		5-7	17-19
Introduction to LS-DYNA (other locations)	30.1.-1.2. ^v		13-15 ^z		2-3 ^{tu} /29-31 ^v		
Introduction to LS-PrePost		19	12 ^z /19	23		4	
Introduction to Nonlinear Implicit Analyses in LS-DYNA			16 ^z		4 ^{tu}		20
Info: New Features in LS-DYNA and LS-OPT			27 ^v		8 ^{tu}	28 ^v	
Info: Cloud Solutions for LS-DYNA		26					
BASICS/THEORY							
Element Types and Nonlinear Aspects		23				4 ^v	
User Interfaces in LS-DYNA		5					
Info: Verification and Validation							23
CRASH/SHORT-TERM DYNAMICS							
Crashworthiness Simulation with LS-DYNA			5-8 ^o			26-29	
Contact Definitions in LS-DYNA				27			
Joining Techniques for Crash Analysis with LS-DYNA			5-6				
Failure of Fiber Reinforced Polymer Components		15					
Info: Simulation of Drop Tests with LS-DYNA						11	
PASSIVE SAFETY							
Introduction to Passive Safety Simulation with LS-DYNA			8-9				
CPM for Airbag Modeling			23				
LS-DYNA Dummy and Pedestrian Impactor Modeling		6					
Info: Dummy Models – Overview and New Developments		23					
Info: Human Models - Overview and Extension Possibilities						25	
METAL FORMING/PROCESS SIMULATION							
Metal Forming with LS-DYNA				18-20			
Applied Forming Simulation with eta/DYNAFORM	25-26						9-10
Hot Forming with LS-DYNA	23-24						12-13
Introduction to Welding Simulation with LS-DYNA						20	
Introduction to Sheet Metal Forming with OpenForm							11
Info: Welding and Heat Treatment with LS-DYNA				16	7 ^z		
Info: Forming Trends in LS-DYNA and eta/DYNAFORM				9			
MATERIALS							
Material Modeling for Metals				18-19 ^{tu}		12-13	
Damage and Failure Modeling			20-21 ^{tu}			14-15	
Advanced Damage Modeling: Orthotropic Materials							
Parameter Identification with LS-OPT						25	
Modeling Polymers and Elastomers in LS-DYNA				10-11			
Simulation of Short Fiber Reinforced Polymers				9	15 ^{tu}		
Simulation of Continuous Fiber Reinforced Polymers				12-13	7-8 ^o /16-17 ^{tu}		
Concrete and Geomaterial Modeling							
User Materials in LS-DYNA					14		
Info: Composite Analysis with LS-DYNA			12				
Info: ENVYO			12				
Info: Simulation of Plastics with LS-DYNA							
Info: Dynamic Material Characterization with 4a-Impetus							
IMPLICIT							
Implicit Analysis with LS-DYNA				16-17			
NVH, Frequency Domain Analysis and Fatigue with LS-DYNA							4-5
Info: Possibilities with LS-DYNA/Implicit			19				
Info: Fatigue, Acoustics and NVH Analysis with FEM/BEM							3
PARTICLE METHODS							
Smoothed Particle Hydrodynamics (SPH) in LS-DYNA			13-14			26-27 ^v	
Meshfree EFG, SPG and Advanced FE Methods						21-22	
Discrete Element Method (DEM) in LS-DYNA							
MULTIPHYSICS/BIOMECHANICS							
ALE and Fluid-Structure Interaction in LS-DYNA			15-16		24-25 ^v		
ICFD - Incompressible Fluid Solver in LS-DYNA					7-8		
CESE - Compressible Fluid Solver in LS-DYNA					9		
Electromagnetism in LS-DYNA					4		
Info: Multiphysics							
Info: Biomechanics							
HOCHENERGETISCHE EREIGNISSE							
Methods for Simulating Short Duration Events							
Blast Modeling with LS-DYNA							
Penetration Modeling with LS-DYNA							
Explosives Modeling for Engineers							
OPTIMIZATION							
LS-OPT - Optimization and Robustness			14-16				
Basics of Industrial Structure Optimization			13				
Structural Optimization with GENESIS							24-25
Info: Optimization/DOE/Robustness			23 ^v			4	
Info: Optimization with ANSA, LS-OPT and META		5					
CIVIL ENGINEERING							
Info: LS-DYNA for Civil Engineering Applications							2
PRE- AND POSTPROCESSING							
Introduction to PRIMER for LS-DYNA				23			
Info: PRIMER as Preprocessor for LS-DYNA			7				
Pre- and Postprocessing with Different Software Tools ¹							
SUPPORT/WEBINARS							
Support day: LS-DYNA	19	16		27	18	15	
Support day: Occupant Safety			16				27
Webinars – Straightforward Information on LS-DYNA ²							
CAE PROCESSES/SDM/IT							
Introduction to SDM and Process Management with LoCo					16-17		
Info: Process Automation and SDM		26					

4 ¹ = Date and delegate fee on request ^{Ac} = Aachen (D) ^{Ba} = Bamberg (D) ^D = Dresden (D)
² = Topics and dates on web ^A = Attendorn (D) ^B = Berlin (D) ^I = Ingolstadt (D)
³ = Euro per delegate plus VAT

Aug.	Sept.	Oct.	Nov.	Dec.	Fee ³	Page	Trainings and Information Days
							INTRODUCTION
	18-20 11-13 ^G 10 ^T /17	29-31 3-5 ^{Tu}	13-15 ^I	4-6 4-6 ^V 3 7	1,575 525 525 -	6 7 7 8 8	Introduction to LS-DYNA (location: Stuttgart, Germany) Introduction to LS-DYNA (other locations) Introduction to LS-PrePost Introduction to Nonlinear Implicit Analyses in LS-DYNA Info: New Features in LS-DYNA and LS-OPT Info: Cloud Solutions for LS-DYNA
							BASICS/THEORY
					525 525 -	10 10 11	Element Types and Nonlinear Aspects User Interfaces in LS-DYNA Info: Verification and Validation
							CRASH/SHORT-TERM DYNAMICS
	21			10-13	2,400 525 1,050 525 -	12 12 13 14 14	Crashworthiness Simulation with LS-DYNA Contact Definitions in LS-DYNA Joining Techniques for Crash Analysis with LS-DYNA Failure of Fiber Reinforced Polymer Components Info: Simulation of Drop Tests with LS-DYNA
							PASSIVE SAFETY
	27-28		23		1,050 525 525 - -	15 16 16 17 17	Introduction to Passive Safety Simulation with LS-DYNA CPM for Airbag Modeling LS-DYNA Dummy and Pedestrian Impactor Modeling Info: Dummy Models – Overview and New Developments Info: Human Models - Overview and Extension Possibilities
							METAL FORMING/PROCESS SIMULATION
			7-9 5-6		1,575 1,050 1,050	18 19 19	Metal Forming with LS-DYNA Applied Forming Simulation with eta/DYNAFORM Hot Forming with LS-DYNA
		18 ^{Ba}			525 525 -	20 20 21	Introduction to Welding Simulation with LS-DYNA Introduction to Sheet Metal Forming with OpenForm Info: Welding and Heat Treatment with LS-DYNA
		29 ^A	20 ^{Ac}		-	21	Info: Forming Trends in LS-DYNA and eta/DYNAFORM
							MATERIALS
			12-13 15-16		1,050 1,050	22 22	Material Modeling for Metals Damage and Failure Modeling
		18 ^{Ba}	14		525	23	Advanced Damage Modeling: Orthotropic Materials
			27-28 26		525 525	24 26	Parameter Identification with LS-OPT Modeling Polymers and Elastomers in LS-DYNA
			29-30		1,050	26	Simulation of Short Fiber Reinforced Polymers
					1,200	28	Simulation of Continuous Fiber Reinforced Polymers
			19		290	28	Concrete and Geomaterial Modeling
			12		-	29	User Materials in LS-DYNA
			12		-	29	Info: Composite Analysis with LS-DYNA
	26				-	30	Info: ENVYO
	26				-	30	Info: Simulation of Plastics with LS-DYNA
							Info: Dynamic Material Characterization with 4a-Impetus
							IMPLICIT
	24-25		7-8 ^V		1,050	32	Implicit Analysis with LS-DYNA
		18 ^{Ba}			1,200	32	NVH, Frequency Domain Analysis and Fatigue with LS-DYNA
	17				-	33	Info: Possibilities with LS-DYNA/Implicit
		24			-	33	Info: Fatigue, Acoustics and NVH Analysis with FEM/BEM
							PARTICLE METHODS
	13-14				1,200	34	Smoothed Particle Hydrodynamics (SPH) in LS-DYNA
		18 ^{Ba}			1,200	34	Meshfree EFG, SPG and Advanced FE Methods
	26				525	35	Discrete Element Method (DEM) in LS-DYNA
							MULTIPHYSICS/BIOMECHANICS
	11-12				1,200	36	ALE and Fluid-Structure Interaction in LS-DYNA
		11-12			1,200	36	ICFD - Incompressible Fluid Solver in LS-DYNA
		10			600	37	CESE - Compressible Fluid Solver in LS-DYNA ¹
		18 ^{Ba}			600	37	Electromagnetism in LS-DYNA
		8			-	38	Info: Multiphysics
			3		-	38	Info: Biomechanics
							HIGH ENERGY EVENTS
		18-19 ^{Ba}			1,200	39	Methods for Simulating Short Duration Events
		22-23			1,200	39	Blast Modeling with LS-DYNA
		24-25			1,200	40	Penetration Modeling with LS-DYNA
		26			600	40	Explosives Modeling for Engineers
							OPTIMIZATION
	18-20 ^V	22-24	27-29 ^{Tu}		1,575 600	41 42	LS-OPT - Optimization and Robustness Basics of Industrial Structure Optimization
					1,050	42	Structural Optimization with GENESIS
	24				-	43	Info: Optimization/DOE/Robustness
					-	43	Info: Optimization with ANSA, LS-OPT and META
							CIVIL ENGINEERING
					-	44	Info: LS-DYNA for Civil Engineering Applications
							PRE- AND POSTPROCESSING
				14	525	45	Introduction to PRIMER for LS-DYNA
					-	45	Info: PRIMER as Preprocessor for LS-DYNA
					²	46	Pre- and Postprocessing with Different Software Tools ¹
							SUPPORT/WEBINARS
	14	19	16		-	47	Support day: LS-DYNA
				14	-	47	Support day: Occupant Safety
					-	47	Webinars – Straightforward Information on LS-DYNA ²
							CAE PROCESSES/SDM/IT
					1,050	49	Introduction to SDM and Process Management with LoCo
			19		-	50	Info: Process Automation and SDM

^G = Göteborg (S)
^L = Linköping (S)

^T = Traboch (A)
^{Tu} = Turin (I)

^V = Versailles (F)
^Z = Zurich (CH)

■ INTRODUCTION TO LS-DYNA

Type:
Seminar
Duration:
3 days
Fee:
1,575 Euro
(525 Euro per day,
can be booked
separately)
Lecturers:
Dr. Filipe Andrade,
Dr. Tobias Graf,
Dr. Nils Karajan,
Dr. Steffen Mattern,
Dr. Martin Helbig,
Dr. Maik Schenke,
all DYNAmore
Dates:
30 Jan - 01 Feb^{v)}
20-22 February
13-15 March ^{z)}
20-22 March
24-26 April
02-03 May ^{tu)}*
29-31 May ^{v)}
05-07 June
17-19 July
11-13 September ^{td)}
18-20 September
03-05 October ^{tu)}
29-31 October
13-15 November ^{l)}
04-06 December
04-06 December ^{v)}

l) Ingolstadt
z) Zürich, Switzerland
tu) Turin, Italy
td) Traboch, Austria
v) Versailles, France

* Two-day course
– only basics

POPULAR



Courtesy of Daimler AG

Basics (Days 1 and 2)

The introductory seminar gives a quick, comprehensive introduction to the application of LS-DYNA and is recommended for simulation engineers who want to use LS-DYNA as a finite element code to simulate general nonlinear problems. Prior knowledge is not required.

The main application areas of LS-DYNA are crash simulations, metalforming simulations and the simulation of impact problems and other strongly nonlinear tasks. LS-DYNA can also be used to successfully solve complex nonlinear static problems in cases where implicit solution methods cannot be applied due to convergence problems. The seminar participant works on exercise examples independently to help him/her understand the application of LS-DYNA.

Content

- What kind of problems can be solved using LS-DYNA?
- What is the difference between implicit and explicit time integration and how are both methods used in LS-DYNA?
- How is a simulation started in LS-DYNA?
- What element types are available?
- How are the various contact definitions implemented?
- How are crash simulations and other dynamic calculations executed?
- How can quasi-static problems be handled?
- What input/output data is available and what does it contain?
- How can results be analyzed and compared?

We strongly recommend LS-DYNA novices to attend this seminar. Additionally we recommend the attendance of the seminar "Introduction to LS-PrePost".

Further Topics (Day 3)

To carry out realistic FE simulations, appropriate constitutive models need to be selected with the requirement of an identification of the involved material parameters to reproduce the properties of the materials used. In this regard, there is often a possibility to simplify the overall model if certain areas can be modeled either as rigid bodies or with the aid of discrete elements. Moreover, several components are often joined with connectors which also need to be modeled appropriately, to accurately predict the behavior of the overall system.

The aim of this seminar is to facilitate the novice's first steps in material modeling. Following this, the most common constitutive models for typical applications are presented, such as crash, drop or impact simulations. A wide range of the material properties of simulation models are explained in detail using simple examples, and thus enabling associated engineering problems to be dealt with competently and quickly. If required, basic material theory can also be discussed. Additionally, the course participants learn how to define rigid bodies and discrete elements in LS-DYNA and what they need to bear in mind when doing so.

Finally, modeling techniques for the most common types of connectors such as spot-welds and bolt connections are shown to demonstrate how they can be represented in a finite element model using LS-DYNA.

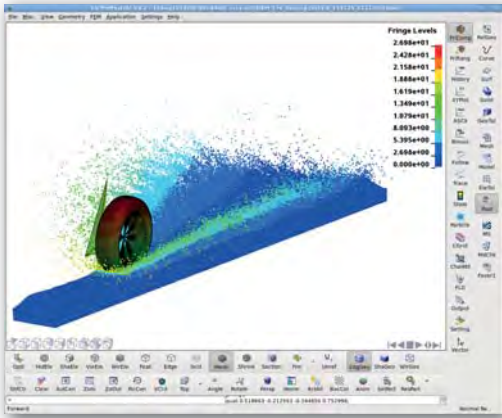
Content

- Presentation of the most common material models for metals, foams, elastomers and polymers
- Composition of a material card for a steel material on the basis of test data
- Modeling rigid bodies with LS-DYNA
- Definition of discrete elements and discussion of corresponding material models
- Modeling techniques for common connectors such as spot-welds, adhesive joints, bolt connections, etc.
- Consolidation of learned knowledge using simple exercise examples
- Tips and guidelines regarding the definition of material cards

To attend the module "Further Topics", we recommend prior attendance at the module "Basics".

■ INTRODUCTION TO LS-PREPOST

LS-PrePost is the pre- and postprocessor of LSTC which can be used to generate or modify LS-DYNA models as well as to visualize the results of finite element analyses that were carried out with LS-DYNA. In particular, LS-DYNA input decks can be loaded into LS-PrePost to edit the keywords cards using the graphical user interface. Over the past years, the capabilities of LS-PrePost have been constantly advanced to account for the latest developments in LS-DYNA. This holds especially for the pre-processing where many new features have been added.



The goal of this one day seminar is to demonstrate the application of LS-PrePost and to explain its practical usage. Attendees will learn how to use the functionality of the graphical user interface with a focus on typical applications.

Content

Preprocessing

- Basic pre-processing operations in LS-PrePost
- Visualizing and editing LS-DYNA input decks
- Working with include structures in the model
- Simple meshing features
- Editing and correction of existing FE meshes
- Checking the quality of the mesh
- Definition of contacts, element types and materials
- Prescribing boundary conditions
- Definition, assignment and visualization of load curves

Postprocessing

- Handling different LS-DYNA output files
- Plot and modification of curves (summation, scaling, filtering)
- Printing and preparing results for presentations
- Color plots of physical quantities on the model (fringe plots)
- Vector plots, cross sections of the model, etc.

Type:

Seminar

Duration:

1 day

Fee:

475 Euro

Lecturer:

Silvia Mandel,
DYNAmore

Dates:

19 February

12 March ²⁾

19 March

23 April

04 June

10 September ¹⁾

17 September

03 December

²⁾ Zürich, Switzerland

¹⁾ Traboch, Austria

■ INTRODUCTION TO NONLINEAR IMPLICIT ANALYSES IN LS-DYNA

The implicit solver of LS-DYNA is well suited to handle many challenging applications, thereby coping with large deformations, difficult contact situation and material nonlinearities. With respect to the latter, there are many advanced material models available that are suitable for both explicit and implicit analysis. Moreover, the scalability on many CPU cores is very good, which allows for the treatment of large scale problems.

The goal of this one-day seminar is to present a brief, practical introduction to the implicit capabilities in LS-DYNA with a focus on nonlinear structural analysis. The course is suited for users with some previous experience from using LS-DYNA, or for experienced users of other implicit FE-programs.

Content

- Introduction and when to use the implicit solver
- Differences to explicit time integration
- Switching between implicit and explicit integration
- Material models and elements suitable for implicit analysis
- Loads, boundary conditions and constraints
- Contact definitions
- Further tips and tricks
- Implicit Non-linear static analyses and dynamics
- Troubleshooting convergence problems
- Output format and output files
- Selected workshop examples

We strongly recommend LS-DYNA novices prior attendance of the seminar "Introduction to LS-DYNA". Beginners of numerical simulation we additionally recommend the attendance of the seminar "Introduction to LS-PrePost".

Type:

Seminar

Duration:

1 day

Fee:

525 Euro

Lecturers:

Dr. Tobias Erhart,

Dr. Nils Karajan,

Dr. Maik Schenke

all DYNAmore

Dates:

16 March ²⁾

04 May ^{TU)}

20 July

07 December

²⁾ Zürich, Switzerland

^{TU)} Turin, Italy



■ INFORMATION DAY: NEW FEATURES IN LS-DYNA AND LS-OPT

Type:
Information day
Duration:
1/2 day
Fee:
Free of charge
Dates:
27 March ^{v)}
08 May ^{Tu)}
28 June ^{v)}
22 November ^{v)}
29 November ^{Z)}
30 December ^{Tu)}

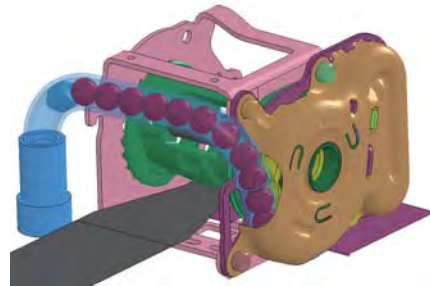
^{Tu)} Turin, Italy
^{Z)} Zürich, Switzerland
^{v)} Versailles, France

In the course of this information day, new developments in the multi-purpose computation program LS-DYNA and the associated optimization program LS-OPT will be presented. The purpose of this event is, on the one hand, to inform existing users about new possibilities, and, on the other hand, to provide interested parties who have already gained experience with other software products with a summary of the possibilities offered by LS-DYNA and LS-OPT.

LS-DYNA is one of the world’s leading finite element software systems and is ideally suited for computer simulation of highly nonlinear physical problems in industry and research. Typical applications include crash simulation, metal forming, impact and drop tests, detonations, impact, penetration, fluid-structure interaction, as well as thermomechanical and electro-magnetically coupled problems.

In addition to explicit and implicit time integration and classical FEM, many particle methods such as EFG, SPH, SPG and DEM as well as isogeometric methods are also available. Moreover, the „One Code Strategy“ allows many features to be easily interlinked, which means that a simulation can often effectively cover the overall process chain.

LS-OPT, on the other hand, is the independent optimization program of LSTC. It is ideally suited for the solution of highly nonlinear optimization problems and is thus ideally suited for application in conjunction with LS-DYNA. However, LS-OPT can be combined with any other software package. Thus, multidisciplinary problems can be solved.



Courtesy of TAKATA-PETRI AG


■ INFORMATION DAY: CLOUD SOLUTIONS FOR LS-DYNA

Type:
Information day
Duration:
1/2 day
Fee:
Free of charge
Date:
26 February

The idea of cloud technology is getting more and more popular in the IT world. Due to the efficient usage of available hardware resources, the IT investments can be reduced significantly. The efficient use of the soft- and hardware resources leads to a high cost saving potential for the whole IT budget in large as well as in small enterprises.

At the information day the possibilities of using cloud technology are presented. Furthermore requirements related to the usage of LS-DYNA and related products on such platforms will be discussed.

- Content
- Introduction to cloud technology
 - Services related to grid framework?
 - How to use LS-DYNA on a grid system?
 - How to achieve a good performance?
 - Data integrity



GOMPUTE

A GRIDCORE COMPANY



- Bare metal machines**
- Infiniband interconnect**
- Short or long term periods**
- From 1 to thousands of cores**
- Flexible licensing available**

FREE TRIAL

Gompute has provided a ready-to-use platform for your simulations since 2002. www.gompute.com



LS-DYNAcloud

Is an integrated Simulation Platform offered by LSTC and DYNAmore. The simulation software LS-DYNA is provided on a High Performance Computing platform in cooperation with experienced hardware service providers. The platform can easily be accessed in a fast and cost-efficient manner. More information can be found here:

www.ls-dynacloud.com

3,000 core hours

valid for one month, 8 cores in parallel

2,200 US\$

Hard- and software usage on LS-DYNAcloud

10,000 core hours

valid for 3 months, 8 cores in parallel

7,000 US\$

Hard- and software usage on LS-DYNAcloud

60,000 core hours

valid for 3 months, 64 cores in parallel

19,000 US\$

Hard- and software usage on LS-DYNAcloud

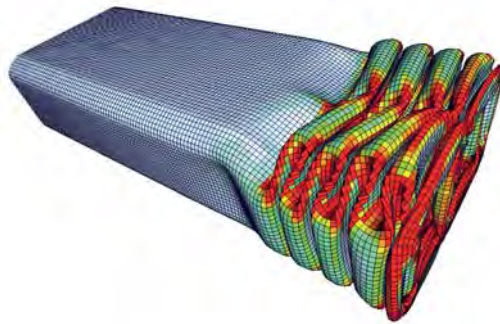
■ ELEMENT TYPES AND NONLINEAR ASPECTS IN LS-DYNA

Type:
Seminar
Duration:
1 day
Fee:
525 Euro
Lecturers:
Dr. André Haufe,
DYNAmore;
Prof. Dr. Karl
Schweizerhof,
DYNAmore /KIT
Dates:
23 February
04 June^{v)}

^{v)} Versailles, France

This seminar is a collection of different topics on nonlinear aspects with respect to LS-DYNA. Emphasis is directed towards element technology and the various specific elements implemented in LS-DYNA. In particular, the theoretical background as well as the corresponding practical usage will be discussed. Additionally, adaptive schemes for nonlinear problems are presented.

Since more and more implicit features are included in LS-DYNA, the seminar will also provide information on implicit solver technology for linear and nonlinear problems.



This class is intended for participants with pre-existing knowledge in finite element technology and LS-DYNA who would like to learn more about various aspects of nonlinearities and their implementation in LS-DYNA and who are also interested to obtain better insight into the theoretical background.

Content

- Element formulations implemented in LS-DYNA
- Application field and pros/cons of the different element types
- Theoretical background of various element formulations
- General aspects of nonlinear problems in finite element theory
- Solvers for implicit analyses with specific emphasis on LS-DYNA
- Various example problems using LS-DYNA

■ USER INTERFACES IN LS-DYNA

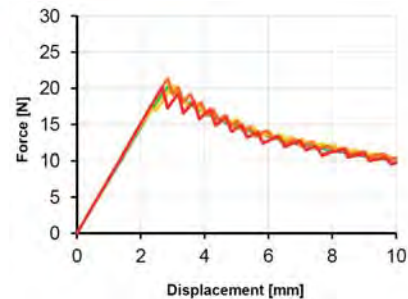
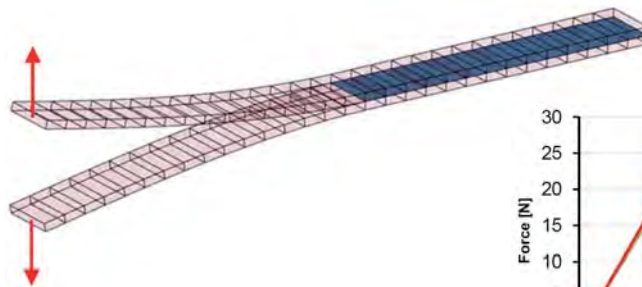
Type:
Seminar
Duration:
1 day
Fee:
525 Euro
Lecturer:
Dr. Tobias Erhart,
DYNAmore
Date:
05 February

Beyond the possibility to implement custom material models in the program code, LS-DYNA provides the option to extend or modify the code in various areas by adding your own program routines. For example, user interfaces are available for element formulations, friction models, equation solvers, load application, and airbag sensors.

For this purpose, the user-developed routines are compiled and linked to the corresponding LS-DYNA object files. This seminar is designed for users in both industrial and academic research who intend to integrate their own routines in LS-DYNA and to share their implementation experience with a larger audience.

Content


- Overview of various user interfaces
- Download and overview of the LS-DYNA usermat package
- Explanation of the Makefile, compilation and Fortran files
- User interfaces: structure, subroutines, keyword input
- Discussion on various options and parameters
- Live demos



■ INFORMATION DAY: VERIFICATION AND VALIDATION

Increasing demands for improved prediction accuracy in FE calculations and, for example, reliable forecasts about structural and component failures, place much higher requirements on model quality than was generally the case in the past.

Not only approved and tested modeling techniques are of vital importance but also newer and more complex material models as well as assured process steps, such as the consideration of forming simulations in crash analysis. The evaluation of simulation results with regard to their significance and reliability is highly relevant to the quality of predictions.



Courtesy of F. Burbulla (Dr. Ing. h.c. F. Porsche AG), A. Matzenmiller (Universität Kassel), LS-DYNA Forum 2013

When used in this context, the terms verification and validation are often synonymous with the additional effort required to achieve better predictive accuracy. Probability tests to estimate uncertainties in simulations are also becoming increasingly important.

The aim of the information day is to bring together different experts from the fields of testing, simulation and teaching to channel their knowledge in an interesting presentation program and to stimulate discussion and the exchange of experiences in this fascinating field.



Courtesy of LWF, University of Paderborn

Type:
Information day
Duration:
1/2 day
Fee:
Free of charge
Date:
23 July

Driving Digitalisation in Industry

PRIMEFLEX for HPC

FUJITSU

Collaborate, Automate and Accelerate Simulation

- ✓ Powering Engineering Simulation, Industrial Analytics and Artificial Intelligence
- ✓ Simplify integration with PRIMEFLEX for HPC, compatible with Intel® System Scalable Framework
- ✓ Intelligent Orchestration of Application Workflows with Fujitsu Gateway

Learn more on: www.fujitsu.com/hpc



■ CRASHWORTHINESS SIMULATION WITH LS-DYNA

Type: Seminar
 Duration: 4 days
 Fee: 2,400 Euro
 Lecturers: Paul Du Bois, Consultant; Suri Bala, LSTC
 Dates: 05-08 March [©]
 26-29 June
 10-13 December
[©] Göteborg, Sweden

POPULAR

This is an advanced course and applies to engineers who have experience in the application of explicit programs or basic knowledge in the field of dynamic and nonlinear calculation with implicit programs. The aim of the course is to show how to perform a crashworthiness simulation in the automobile industry using LS-DYNA, whereby the presented methods are transferable to other kinds of crashworthiness simulations (rail vehicles, components of vehicles, airplanes, vans, etc.). Each crashworthiness simulation is a compromise between profitability and accuracy. At the moment there is no kind of a guideline for modeling and calculating crash. Therefore, the user has to be aware of advantages and disadvantages of different kinds of modeling procedures depending on the purpose of the simulation. In particular, the aim of the course is to show how to perform an accurate and reliable crashworthiness simulation by thorough modeling and further understanding of the procedure.

This course is designated for new employees from automotive development departments of car manufacturers and suppliers of the automobile industry as well as engineering companies and other users in related industrial sectors. The course instructor is an expert in crashworthiness simulation and is working for several car manufacturers using different FE-codes worldwide. He is also an excellent and popular teacher.

Please note that we cannot offer free places for students for this seminar.

Content

- Introduction to crash simulation using LS-DYNA
 - Possibilities and technical limits
 - Accuracy and reliability problems
 - Current and future developments
- Modeling techniques for parts of car bodies
 - Timestep control
 - Mesh outlay, quality and convergence
 - Element quality
 - Flanges, weld spots, etc.
- Influence of the mass of components
- Contact definition for crash simulation
- Selection and description of suitable material models for steel materials
- Introduction to modeling techniques for foams and plastics
- Element formulation for shells and volume elements, hourglass stabilization
- Initialization of models, gravity and pretension
- Component models
- Quality control of FE models as well as analysis and evaluation of the results

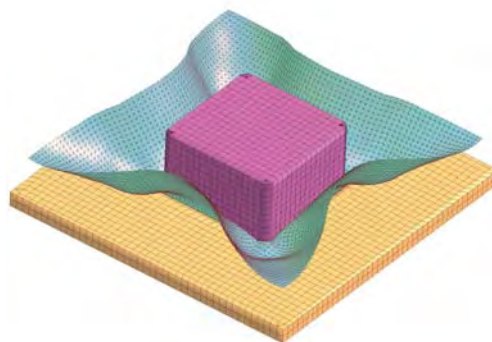


Courtesy of Dr. Ing. h.c. F. Porsche AG

■ CONTACT DEFINITIONS IN LS-DYNA

Type: Seminar
 Duration: 1 day
 Fee: 525 Euro
 Lecturer: Dr. Tobias Graf, DYNAmore
 Dates: 27 April
 21 September

LS-DYNA offers extensive possibilities to model contact. In total there are more than 30 different contact types available and each type supports numerous special settings. While this generous selection guarantees extreme flexibility for the contact definition, it also requires a great deal of knowledge on the user's part.



Courtesy of Benteler SGL GmbH & Co. KG

The objective of this seminar is to provide the user with a summary of the possibilities and limits of the various contact formulations. In particular, the discussion focuses on the selection of a suitable contact type for the application in question. Furthermore, the effects of the various contact options on the simulation results are explained with examples.

Content

- Which contact types exist in LS-DYNA?
- When do I use which contact formulation?
- How do the various contact formulations differ – how can they be classified?
- Penalty vs. Constraint treatment
- Definition of a contact
- What is an “Automatic contact”?
- How does a single-surface contact work?
- What if a contact does not hold?
- Tied contacts
- Most recent contact options and current developments in LS-DYNA

Prior attendance of the seminar “Introduction to LS-DYNA” is recommended.

■ JOINING TECHNIQUES FOR CRASH ANALYSIS WITH LS-DYNA

In this seminar you will gain insight into the possibilities to model and simulate component connections in LS-DYNA. The most frequently used connections, such as adhesive bonding, bolt fastening, welding, spot-weld adhesive bonding or riveting, each require a specific structural and material model for numerical simulation. For this reason, we will thoroughly discuss the load carrying action of the individual connections as well as their structural stability and demonstrate possible modeling approaches (in conjunction with flange models).

Currently used models will be discussed and the reliability of the obtained results is critically reviewed with particular emphasis on scenarios that include connection failure. Especially for welded and bolted connections, most recent LS-DYNA releases now include a large number of new features and improvements.

For example, the contact treatment of flanges has been expanded to enable a better assessment of the spot-weld forces at solid and beam elements. Further failure options have also been introduced. In addition, a new keyword is available to model bolted connections, which allows for a simplified definition of prestress. The seminar is designed for engineers with practical simulation experience who wish to broaden their knowledge in the field of connection simulations using LS-DYNA.

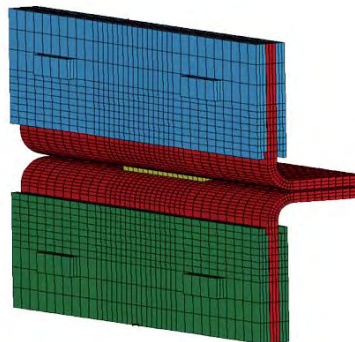
Content

- Spot-welds/rivets
 - Options to model spot-welds
 - Discussion of element types and formulations
 - Tied contacts, flange-flange contact
 - Material modeling of spot-welds
 - Definition of damage and failure
 - Analysis of spot-weld forces

- Prestressed and non-prestressed bolted connections
 - Options to model bolted connections
 - Contact formulations for bolts
 - Analysis of bolt forces
 - KEYWORD: INITIAL_STRESS_SECTION for automated bolt prestressing
- Adhesive bonds
 - Types of adhesive bonds: assembly adhesives, structural adhesives
 - Modeling the adhesive joint
 - Element formulation for continuum elements
 - Special hourglass control
 - Application and use of cohesive elements
 - Connection by tied contacts
 - Established and new material models
- Spot-weld adhesive bonding
- Verification and validation of connection technology models
- Spot-weld adhesive bonding

Type:
Seminar
Duration:
2 days
Fee:
1,050 Euro
Lecturers:
Dr. Markus Feucht,
Daimler AG;
Dr. Tobias Graf,
Dr. André Haufe,
both DYNAmore
Dates:
05-06 March
05-06 November

POPULAR

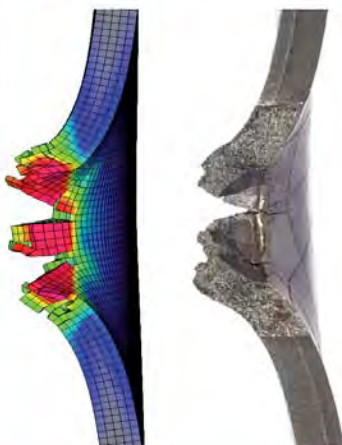


Courtesy of F. Burbulla (Dr. Ing. h.c. F. Porsche AG), A. Matzenmiller (University Kassel)




YOUR COMPETENT PARTNER IN SIMULATION

Innovative Produkt Simulation GmbH



INPROSIM offers FEM calculation and CAE simulation in crash and short-term dynamics for a successful product development for the protection of men and goods

- Crash
- Automotive
- Interior / Head impact
- Engines / Turbo-machines
- Matching / Validation of test
- Transfer of Material Properties
- Mechanical and Plant Engineering
- Statically loaded systems / Structures
- Consumer goods, Packaging / Shock and drop tests



www.inprosim.de

■ FAILURE OF FIBER REINFORCED POLYMER COMPONENTS IN CRASH ANALYSIS

Type:
Seminar
Duration:
1 day
Fee:
475 Euro
Lecturers:
e-Xstream staff member
Date:
15 February

Using the software DIGIMAT, anisotropic nonlinear material formulations can be calibrated in dependence upon strain rates and temperature. The micromechanical basis of this concept enables failure indicators to be defined directly at fiber or matrix level of the material, or allows to derive the failure criteria of a material individually from its microstructure with a definition on component level.

Thus, the DIGIMAT material characterization bridges the injection molding simulation, which predicts the position of fibers in a component, with the simulation of structures with LS-DYNA.

By coupling LS-DYNA with DIGIMAT, much more accurate results are obtained when predicting the failure of injection-molded polymer components.

The seminar discusses in detail the coupling of LS-DYNA with DIGIMAT for crash simulations involving glass fiber reinforced polymer components. The user receives an overview of the strategy of the concept.

At the beginning of the course, the required experimental data, the basics of material models as well as their calibration are discussed and failure indicators are defined. Explanations are then given about how to map fiber orientations and link the models to LS-DYNA. To consolidate the learned lessons, the content of the seminar is directly applied to practical examples.

In collaboration with 
MSC Software Company



Courtesy of Volvo Cars

■ INFORMATION DAY: SIMULATION OF DROP TESTS WITH LS-DYNA


Type:
Information day
Duration:
1/2 day
Fee:
Free of charge
Date:
11 June

Many of the product checks include the testing of impact loading. Typically, the resistance of consumer goods is examined due to an impact after a free fall out of heights that represent their respective usage. Examples for such consumer goods are laptops, cell phones, drilling machines or beverage cartons or cans. Furthermore, the package industry shows large interest to assure a good impact reliability during transport.

During this information day, the computational possibilities of LS-DYNA will be demonstrated in the context of impact and falling test simulations and application examples will be provided. Special attention will be drawn on the modeling possibilities of LS-DYNA with regard to plastics and foam materials. The approaches for the identification of the associated material parameters will be also be illustrated.

Content

- Introduction
- Physics for the propagation of stress waves during the drop test
- Characteristics of plastics materials at sudden impact
- Recommendations for the contact formulation for drop tests
- Liquid filled containers
 - Modeling of the liquid, the structure as well as the boundary conditions
 - Methods for fluid-structure coupling in LS-DYNA (ALE, ICFD, SPH, Lagrange elements)
 - Interpretation of the results
- Possible applications and limitation for the simulation of drop tests
- Validation with experimental results
- Examples
 - Analysis of drop tests of an electronic machine with and without packing
 - Impact of a liquid filled package



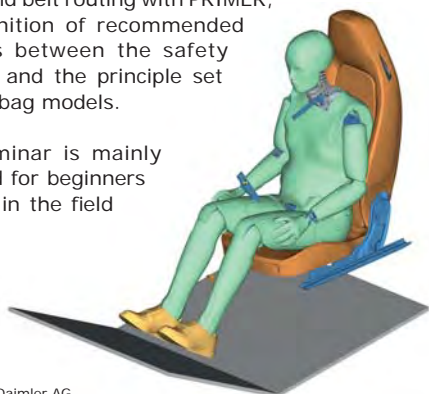
Courtesy of Electrolux Rothenburg GmbH

■ INTRODUCTION TO PASSIVE SAFETY SIMULATION WITH LS-DYNA

Particularly due to the growing amount of relevant legislation and consumer tests as well as new technological developments, the field of occupant safety in vehicle technology has become more important and also gained in complexity. The goal of this seminar is to present the most important features of LS-DYNA with respect to occupant safety simulations. Moreover, insights are provided on how to deal with the various components involved, such as airbags, seatbelts, crash-test dummies and seats. During this training, particular emphasis will be laid on modeling methods for practical application.

The seminar will provide the basic knowledge needed to setup an LS-DYNA occupant safety simulation, including the positioning of the dummy model and belt routing with PRIMER, the definition of recommended contacts between the safety systems and the principle set up of airbag models.

This seminar is mainly designed for beginners working in the field



Courtesy of Daimler AG

of occupant safety (especially dealing with side, frontal and rear impact). During the event, attendees will be given the opportunity to apply their acquired knowledge in practical exercises.

Content

- Overview of current impact load cases: side, frontal, rear crash
- Available dummy models in LS-DYNA and their validation methods
- Materials, elements and connections used for occupant safety simulations
- Overview of composition and usage of safety relevant vehicle components
- Focus on airbag models
 - Available model approaches in LS-DYNA
 - Airbag fabric material modelling
 - Dealing with existing airbag models
- Usage of dummies
 - Positioning inside the vehicle
 - Pre stresses in seat models
 - Extraction of dummy model signals
 - Overview injury criteria
- Usage of seat belts
 - Modeling seat belts, belt guides and pretensioner
 - Belt routing approaches
- Joining technics and contact definitions
- Composition of an occupant safety model

Type: Seminar
 Duration: 2 days
 Fee: 1,050 Euro
 Lecturers: Sebastian Stahlschmidt, Alexander Gromer, both DYNAmore
 Dates: 08-09 March, 27-28 September



BETA
SIMULATION SOLUTIONS

physics on screen

Take safety to new levels

Overcome your challenges in multi-variant simulation

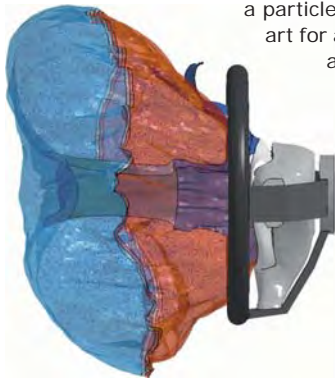
Our solutions portfolio, continuously improved for more than 20 years in collaboration with the best in the industry, enables the efficient achievement of your objectives for optimal product design.



www.beta-cae.com

■ CPM FOR AIRBAG MODELING

Type:
Seminar
Duration:
1 day
Fee:
525 Euro
Lecturers:
Steffen Mattern,
Sebastian
Stahlschmidt,
beide DYNAmore
Dates:
23 March
23 November



Courtesy of Daimler AG

Airbags are one of the most important components for occupant safety in motor vehicles. Besides standard airbags for driver and passenger, more and more different and specified variants such as curtain airbags or knee airbags have been applied recently. Every airbag has to be optimized especially for its particular application. Precise representation of the airbag's behavior regarding deployment and performance are necessary in order to achieve a high quality model for the occupant restraint system.

The one day course presents the fundamentals to build up a model for the simulation of airbags in LS-DYNA. Starting with the less complex uniform pressure (UP) approach, theoretical background and implementation of the newer corpuscular method (CPM) is introduced. The method is based on a particle approach and has become state-of-the-art for all airbag applications due to its accuracy and numerical robustness and efficiency. In nowadays occupant simulations with LS-DYNA, every airbag is modelled using CPM.

Besides the description of *AIRBAG_PARTICLE as well as the related keywords regarding definition of the control volume, number of particles, definition of vents, gas properties, etc. further modeling aspects affecting the airbag's behavior are discussed.

State-of-the-art techniques as well as most recent implementations in LS-DYNA with their influence on the deployment behavior are presented.

Content

- Introduction to airbag modeling
 - Basics and modeling approaches
- The uniform pressure (UP) method
 - Theoretical background
 - Keywords related to different UP-models
 - Wang-Nefske approach and hybrid gas generators
 - Jetting definition for UP airbag models
 - Merits and limits of UP modeling
- Corpuscular Method (CPM)
 - Theoretical background
 - Keywords and application of CPM
 - Influence of different parameters on the behavior of the airbag
 - Merits and limits of CPM modeling
- Definition and influence of a reference geometry
- Material definition using *MAT_FABRIC (non-linearities, anisotropy, porosity and validation)
- Contact definition and folding simulation
- Model set-up
 - Modeling advices for CPM airbag models
 - Tank tests and airbag validation
 - Process chain for airbag modeling
 - Post processing of results
- Examples

■ LS-DYNA DUMMY AND PEDESTRIAN IMPACTOR MODELING

Type:
Seminar
Duration:
1 day
Fee:
525 Euro
Lecturers:
Sebastian
Stahlschmidt,
Alexander Gromer,
both DYNAmore
Date:
06 February

The aim of the seminar is to give participants an overview of how LS-DYNA crash test dummy models and pedestrian impactors can be implemented successfully in passive safety.

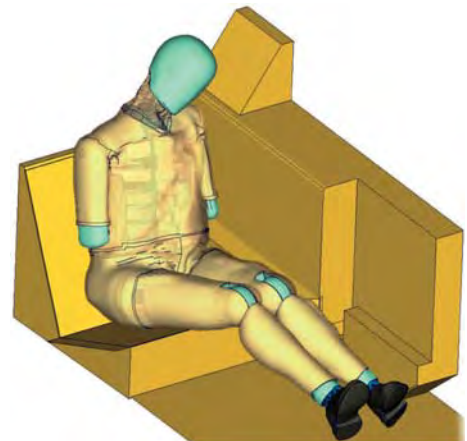
The course is recommended for engineers interested in analyzing side, front or rear impacts or pedestrian safety. Other related problems, such as the behavior of seats under a dynamic loading of the dummies, are also discussed. To measure the loads affecting a pedestrian from a collision, a range of impactors has been developed which can be shot/projected at the front of the vehicle in various test configurations. Moreover, an overview of the available impactors is also given.

All instructors have years of experience working on the development of FAT side impact dummy models, which are used throughout the world, and recently also on the FAT rear impact dummy model BioRID 2. These models have been developed in collaboration with the German automotive industry.

Content

- Dummy models available for LS-DYNA
- Differences between front impact dummy models from FTSS and LSTC
- When should which model be used?
- FAT side impact dummy models
- FAT rear impact dummy model BioRID 2

- Limits of modeling dummies
- Positioning dummies in vehicles
- Modeling seat belts, belt deflectors and belt pre-tensioners
- Putting the seat belt on the dummy
- Characterization of the impactor model: head, hip and leg impactors (construction and materials used)
- Comparison of impactor models from different software manufacturers
- How to avoid problems when modeling soft foams



■ INFORMATION DAY: DUMMY MODELS – OVERVIEW AND NEW DEVELOPMENTS

This information day gives a summary and future outlook on occupant simulation using LS-DYNA dummy models from Humanetics Innovative Solutions and DYNAmore. Front, side and rear crash dummy models are discussed.

Humanetics Innovative Solutions is the world's largest manufacturer of crash test dummies and also develops finite element models. The speakers from DYNAmore were involved in the development of the side impact dummy models and also the rear impact dummy model BioRID 2 from the Association for Research in Automotive Technology (FAT).

As well as giving an overview of existing models, a review of the latest developments in legislation and consumer protection organizations will also be presented. The focus will be on demands regarding the future development of models for simulations.

Content

- Which dummy models are available for LS-DYNA?
- Presentation of the models
 - Child models
 - Adult models for front and rear crash
 - WSID 50% model for side crash
 - AT models for side crash
- Free dummy models
- Where are the limits in dummy modeling?
- Future dummies
- On request, the FMVSS214 head model is also discussed



Courtesy of Autoliv & Volvo Cars

Type: Information day
 Duration: 1/2 day
 Fee: Free of charge
 Lecturers: Robert Kant, Humanetics Innovative Solutions; Uli Franz, Sebastian Stahlschmidt, both DYNAmore
 Date: 23 February

■ INFORMATION DAY: HUMAN MODELS – OVERVIEW AND EXTENSION POSSIBILITIES



The aim of the information day is to give an overview of the possibilities to simulate a human body using LS-DYNA. Herein, the "Total Human Model for Safety" (THUMS) and its validation basis will be presented and explained with the aid of various applications.

The human model THUMS was developed by Toyota Central R&D Labs. Inc, Toyota System Research Inc. and Toyota Motor Company in collaboration with universities and is commercially available via DYNAmore.

The major objective of THUMS is the simulation of driver and pedestrian injuries. However, due to the accurately detailed geometric resolution of various organs, it can also be used in other applications, such as man-machine interaction.

THUMS™, developed by Toyota Motor Corporation and Toyota Central R&D Labs

In addition, brief discussions about other, more detailed models currently used in science are also planned. These will be especially concerned with the active control of the human model via internal muscle forces, which can be applied not only one-dimensionally in the modified Hill muscle but also three-dimensionally in the modeled muscle itself.



Courtesy of Daimler AG

Type: Information day
 Duration: 1/2 day
 Fee: Free of charge
 Date: 25 June

■ METAL FORMING WITH LS-DYNA

Type:
Seminar
Duration:
3 days
Fee:
1,575 Euro
(525 Euro per day,
can be booked
separately)
Lecturers:
Markus Künzel,
Dr. Bernd
Hochholdinger,
Dr. André Haufe,
Matthias Merten,
Pierre Glay,
all DYNAmore
Dates:
18-20 April
07-09 November

POPULAR

Basics (Days 1 and 2)

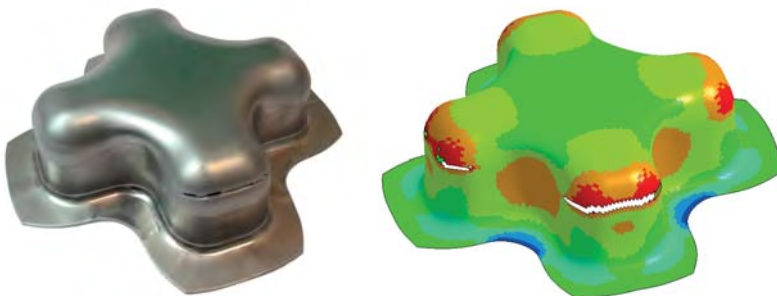
This seminar covers the basics for the simulation of sheet metal forming processes with LS-DYNA and provides tips for daily practical use. Herein, the forming-specific settings and features in LS-DYNA will be addressed.

The course begins with a brief introduction to LS-DYNA and a detailed description of the necessary keywords, respective settings and best practice for forming simulations. In particular, the typical forming process steps will be reviewed and the respective simulation setup will be presented in detail. Furthermore, an overview of commonly used material models for forming simulations will be given and the procedure for the creation of two material cards with anisotropic material behavior will be discussed for shell and solid elements. Another focus lies on the critical examination and verification of the simulation results as well as the available possibilities to overcome potential problems with alternative approaches and methods. Short workshop examples are repeatedly conducted during the seminar to consolidate the acquired knowledge through practical application directly at the computer. Herein, LS-PrePost will be used to setup the forming simulations.

The goal of the seminar is to enable the user to select the correct settings and parameters for successful simulations of sheet metal forming processes with LS-DYNA. The seminar aims at both beginners and experienced users in the field of metal forming, who want to learn how to use LS-DYNA in the context of sheet metal forming or who want to deepen their existing knowledge.

Content

- Introduction to LS-DYNA
- Forming-specific settings and features
 - Basic control cards
 - Special control cards
- Adaptive Mesh Refinement:
 - Minimization of discretization errors
 - Proper selection of the parameters
- Contact definitions for forming simulation
- Element types and their properties
- Overview of frequently used material models for sheet metal forming
- Description of material models MAT_036 and MAT_103
- Output Control in LS-DYNA



Courtesy of LKR - Leichtmetallkompetenzzentrum Ranshofen GmbH / AMAG Rolling GmbH

- Procedure for the simulation of multi-stage forming processes
- Basic control cards for LS-DYNA/Implicit
- Gravity simulation (implicit static or dynamic)
- Forming simulation
- Trimming simulation
- Springback simulation (implicit static)
- Simulation of post forming operations
- Analytical drawbeads



Courtesy of Ford Forschungszentrum Aachen GmbH

Advanced Forming Simulation (Day 3)

On the third day, typical procedures for the setup of complex forming simulations are discussed and the creation of the respective input decks is shown with the functionality of LS-PrePost. Moreover, further contact settings are shown which enable the definition of a direction-dependent coefficient of friction as a function of contact pressure, relative velocity and temperature.

The training concludes with recommendations for the simulation setup of the individual process steps with a focus on common mistakes in creating the respective stages and the corresponding troubleshooting procedures.

Content

- Possible procedure for the simulation setup
- Parameterization of input decks and automatic positioning
- Advanced control card settings
- Advanced contact settings
- Recommendations for the individual process stages
- Advanced troubleshooting procedures
- Workshop to create parameterized input decks

■ APPLIED FORMING SIMULATION WITH ETA/DYNAFORM

This seminar provides an introduction to the simulation of sheet-metal and hydroforming processes with eta/DYNAFORM and LS-DYNA. All steps required to set up a LS-DYNA forming simulation are covered. The eta/DYNAFORM program is a special preprocessor for simulation of forming processes with LS-DYNA. Moreover, the program LS-PrePost is presented for postprocessing purposes.

The seminar is practice-oriented, with an emphasis on industrial applications. This seminar is suitable for users from the area of metal forming who wish to learn how to use eta/DYNAFORM and LS-DYNA to simulate sheet-metal forming processes or who wish to deepen existing knowledge.

Content

- Introduction to the simulation of sheet metal forming processes
- Introduction to the software eta/DYNAFORM
- Preprocessing with eta/DYNAFORM
 - Meshing of the tool geometry and the blank
 - Definition of the blank: Selection of the material model, choosing an element type, setting symmetry boundary conditions
 - Definition of the tools: Selection of the contact formulation, defining friction
 - Positioning of the tools

- Applying force- and displacement-boundary conditions on the tools
- Definition of draw beads
- Definition of adaptive meshing
- Determination of the sheared blanks
- Trimming of the sheet with eta/DYNAFORM
- Starting simulations and job control of the LS-DYNA runs
- Multi-stage process definition: Gravity loading analysis, binder closing, drawing simulation
- Forming limit diagram
- Postprocessing with LS-PrePost (thickness distributions, plastic strains, etc.)
- Application examples



Courtesy of Volkswagen AG

Type:
Seminar
Duration:
2 days
Fee:
1,050 Euro
Lecturers:
Peter Vogel,
Markus Künzel,
both DYNAmore
Dates:
25-26 January
09-10 July
05-06 November

■ HOT FORMING WITH LS-DYNA

In this seminar, participants are taught the basics of thermal and thermomechanically coupled simulations using LS-DYNA. In addition, the definition and basic forms of heat transfer will be reviewed.

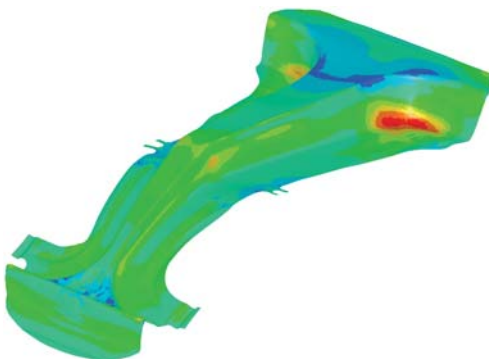
Due to its increasing relevance, special attention will be drawn on the application of thermal and coupled simulations of hot and cold forming processes. Among other things, the available material models will be described covering plasticity, visco-

plasticity, anisotropy, and structural transformation of steel. Besides the modeling methods of the main physical effects, a focus is placed on illustrating efficient modeling techniques that are adapted to the calculation task at hand.

Content

- Basics of thermal computations
- Linear and nonlinear simulations
- Heat transfer during contact
- Thermomechanical coupling in LS-DYNA
- Material models for coupled calculations
- Temperature-dependent elasticity, viscoplasticity and anisotropy
- Thermomechanically coupled forming simulation
- Incorporate microstructural transformations during hot forming
- Calculation of the cooling or warming of hot forming tools
- Special applications in process simulation
 - Localized heat treatment of aluminum components
 - Heating by welding,
 - Induction heating, etc.

Type:
Seminar
Duration:
2 days
Fee:
1,050 Euro
Lecturers:
Dr. Bernd
Hochholdingner,
Markus Künzel,
Dr. Thomas Klöppel,
all DYNAmore
Dates:
23-24 January
12-13 July



Courtesy of ThyssenKrupp Steel Europe AG

■ INTRODUCTION TO WELDING SIMULATION WITH LS-DYNA


Type:
Seminar
Duration:
1 day
Fee:
525 Euro
Lecturers:
Dr. Tobias Loose,
DynaWeld GmbH &
Co. KG;
Dr. Thomas Klöppel,
DYNAmore
Dates:
20 June
18 October ^{Ba)}

^{Ba)} Bamberg, Germany

Due to recent developments in LS-DYNA, the complete welding process can be captured. In this regard, the numerical simulation can be performed in several stages where, for instance, the cooling process as well as the associated warping of the structural components can be computed after each welding stage. Moreover, the choice of a suitable material law also allows considering microstructural transformations in the welding zone itself or in the heat-affected zone. The resulting residual stress states and any remaining plastic strains can then be

taken into account both in the next welding stage as well as in a subsequent usability simulation. With these features at hand, it is possible to virtually represent the entire process chain.

The aim of this seminar is to give the participants a brief introduction to the thermomechanical coupled simulation with LS-DYNA. Herein, the required forms of heat sources and heat transfer for a successful welding simulation will be discussed and their definition in LS-DYNA is shown.



Courtesy of DynaWeld

Content

- Introduction
- Material models for welding simulations (*MAT_270)
- Heat source computation with SimWeld
- Interface between SimWeld and LS-DYNA
- Modeling heat sources in LS-DYNA
- Implicit solver settings for welding simulations
- Time step size control
- Mechanical und thermal contact
- Structured organization of an input deck for several welding stages
- Post-processing

In collaboration with



■ INTRODUCTION TO SHEET METAL FORMING WITH OPENFORM

Type:
Seminar
Duration:
1 day
Fee:
525 Euro
Lecturers:
GNS GmbH staff
member
Date:
11 July

OpenForm is a solver-independent graphical user interface (GUI) designed to aid the generation of input decks for numerical forming simulations as well as to evaluate the numerical results in an intuitive and simple fashion.

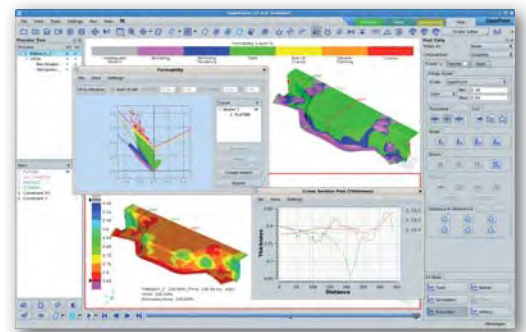
Based on an internal standardized metalanguage, the so-called "OpenForm Process Language" OFPL, the mechanical process to be simulated is described consistently regardless of the required solver-specific numerical parameters. Thus, the forming process described in OpenForm can be used simultaneously with different solvers.

The structure of the forming process is captured hierarchically using graphical templates and then translated and exported in the corresponding solver nomenclature using internal converters of OpenForm.

The basic components of these process templates are formed by "items", which are in turn assembled in process "steps" to ultimately become "operations". For LS-DYNA, there already exist many such templates in OpenForm to deal with cold and hot forming of traditional form blanks as well as tailor rolled (TRB), welded (TWB) or sandwich blanks.

Content

- Concept of OpenForm
 - Preprocessing
 - Generation of a forming process
 - Description of the physical process
 - Creation/Modification of geometric entities
 - Selection of numerical parameters
- Postprocessing
 - Evaluation of the forming results
 - General visualization
 - Special evaluation
 - Comparison with measured data and other results
- Customization of the GUI in OpenForm



OpenForm is a commercial product of GNS.

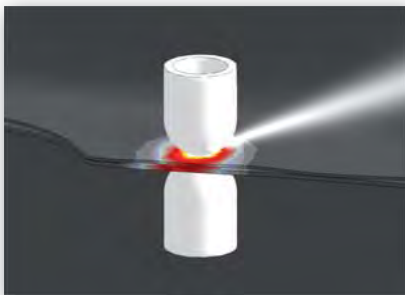
In collaboration with



■ INFORMATION DAY: WELDING AND HEAT TREATMENT WITH LS-DYNA

Due to the increasing importance of simulations with welding processes and other heat treatments, numerous extensions have been implemented in LS-DYNA. It is now possible to calculate the complete process chain in several stages.

New material models *MAT_CWM and *MAT_GENERAL_PHASE_CHANGE are provided for welding and heat treatment in LS-DYNA which enable both an efficient warpage prediction and a detailed residual stress and structure calculation. LS-DYNA furthermore offers special heat source functions for shells and solids with energy input control and special welding contacts such that all welding processes can be captured.




Courtesy of DynaWeld

The preprocessor DynaWeld is used to create complex material cards for LS-DYNA. Herein, the import of data from WeldWare, JMatPro or Sysweld is possible as well as a user-defined input.

This information day aims at simulation engineers who want to obtain an overview of the available tools in LS-DYNA, DynaWeld and SimWeld that can be used for model building as well as simulation of welding and heat treatment processes.

Content

- Welding simulation and its inclusion in process simulations
- Simulation of special welding methods
 - Spot welding
 - Stud welding
 - Friction welding
 - Friction stir welding
 - Induction straightening
- Heat source computation for MSG welding (interface between SimWeld and LS-DYNA)
- Heat treatment and press hardening
- Further developments in LS-DYNA

In collaboration with 

Type: Information day
 Duration: 1/2 day
 Fee: Free of charge
 Dates: 16 April, 07 May ^{z)}, 20 November ^{Ac)}
^{Ac)} Aachen
^{z)} Zürich, Switzerland

POPULAR

■ INFORMATION DAY: FORMING TRENDS IN LS-DYNA AND ETA/DYNAFORM

The software eta/DYNAFORM is an effective pre- and postprocessor that has been especially designed for forming simulations. Together with the solver LS-DYNA, it forms a complete package, which fully covers all forming simulation requirements.

Applications, such as determining preliminary sheet metal blanks, generating tool geometries and compensating for springback are covered by the main functions of the software package. Further functions allow defining a complete multistep forming processes based on blank positioning under the influence of gravity right up to simulating springback. Typical output of the simulation include sheet metal thickness distributions, forming forces, the amount and direction of springback or compensated tool geometries as well as the prediction of tear and fold formation.

The event addresses interested tool designers and method developers in the field of metal forming who wish to be kept up to date about the latest

trends and developments in LS-DYNA and eta/DYNAFORM.

This information day presents the latest topics concerned with forming simulation using LS-DYNA and eta/DYNAFORM. Herein, new requirements, new developments and the current possibilities and limits of various concepts will be discussed.

For more information and event schedules sign up for our information mail or visit us on our website www.dynamore.de.

Content

- Integration of forming simulations into the development process
- Process characterization
- Add-ons and pre-simulation
- Trimming and cutting
- Analyzing calculations
- Calculating springback

Type: Information day
 Duration: 1/2 day
 Fee: Free of charge
 Dates: 09 April, 29 October ^{A)}
^{A)} Attendorn



Courtesy of BMW Group

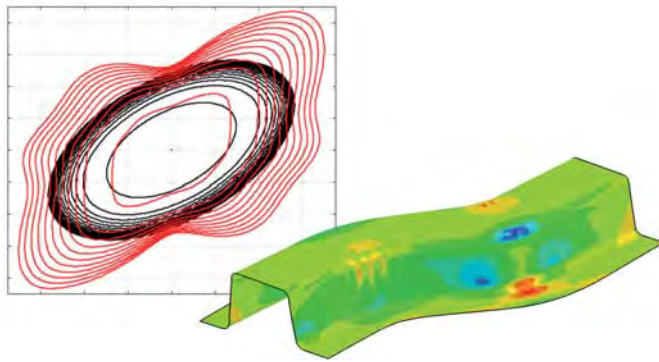
■ MATERIAL MODELING FOR METALS

Type:
Seminar
Duration:
2 days
Fee:
1,050 Euro
Lecturers:
Dr. Filipe Andrade,
Dr. André Haufe,
Dr. Thomas Münz,
all DYNAmore
Dates:
18-19 April ^{Tu}
12-13 June
12-13 November
^{Tu} Turin, Italy

The aim of this class is to give practical guidelines about the application of the most commonly used material formulations. The focus will be especially on the underlying basic theory as well as on the assumptions made for the corresponding material formulations.

Moreover, besides the practical information about particular input formats and the relevance of special settings, the algorithmic background of the various models will also be highlighted. Finally, diverse applications for the most commonly used metallic material models in LS-DYNA will be illustrated with the help of simple examples.

Prior attendance at the class "Introduction to LS-DYNA" is strongly recommended.



Content

- Review of rheological models
- Stress and strain measures
- Concepts of computational plasticity
- Presentation of the von Mises model
- Selection of LS-DYNA material models based on von Mises plasticity
- Description of *MAT_024
- Calibration of isotropic hardening curves
- Discussion on some metallic alloys
- Plasticity with isotropic damage (*MAT_081)
- A material model for transformation induced plasticity alloys (*MAT_113)
- Presentation of a Gurson-based material model in LS-DYNA (*MAT_120)
- A material model with tension-compression asymmetry (*MAT_124)
- A Generalized Yield Surface model for tension/compression/shear asymmetry (*MAT_224_GYS)
- Review of anisotropic concepts (e.g. R-Values)
- Barlat 1989 model in LS-DYNA (*MAT_036)
- Retrieving Tresca's yield criterion in LS-DYNA
- A Hill-based model for transverse anisotropy (*MAT_037)
- The _NLP_FAILURE option
- Barlat 2000 anisotropic model (*MAT_133)
- Aretz 2004 anisotropic model (*MAT_135)
- Short review of kinematic hardening
- A simple plasticity model with mixed hardening (*MAT_003)
- Extension of *MAT_024 to account for mixed hardening (*MAT_225)
- Overview of the mapping capabilities in LS-DYNA

■ DAMAGE AND FAILURE MODELING

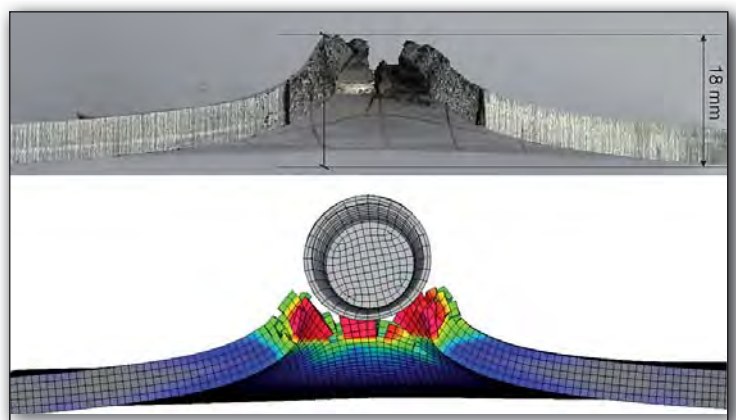
Type:
Seminar
Duration:
2 days
Fee:
1,050 Euro
Lecturers:
Dr. Markus Feucht,
Daimler AG;
Dr. André Haufe,
Dr. Filipe Andrade,
Mikael Schill,
all DYNAmore
Dates:
20-21 March ^{Tu}
14-15 June
15-16 November
^{Tu} Turin, Italy

This two-day seminar will discuss and clarify issues related to the complex adjustment of material models considering damage and failure. Starting with the design process of the experimental layout, the seminar will embrace everything to the point of actually creating material cards using LS-DYNA, thereby reflecting the entire verification and validation process.

Herein, a detailed explanation of the conversion of experimental data into true Cauchy stresses and logarithmic strains will be given. Moreover, the dependency of deformations on anisotropy and triaxiality will be discussed under inclusion of the complex descriptions of failure.

Of particular interest will be the influence of the model reduction with shell elements and their influence on failure models of, e.g., Wierzbicki, on the basis of Gurson, Johnson-Cook and extended Barlat models.

The influence of the element size dependency on the failure behavior will be presented in the context of strain and energy equivalence. The issues of material stability and softening will be discussed in detail using the Gurson material model. Exercise examples illustrate the theoretical findings.



Courtesy of FVW (Forschungsvereinigung Verbrennungskraftmaschinen e.V.) and Inprosim GmbH

POPULAR

■ ADVANCED DAMAGE MODELING: ORTHOTROPIC MATERIALS

This one-day course is intended for engineers and researchers who already have relevant experience in the area of material damage and failure. The main goal of this class is therefore to present the current modeling capabilities of LS-DYNA regarding the simulation of complex degradation phenomena typically observed in materials that are used in industrial applications.

For instance, the use of aluminum extrusions in the automotive industry has significantly increased over the last years, especially due to their low density and excellent energy

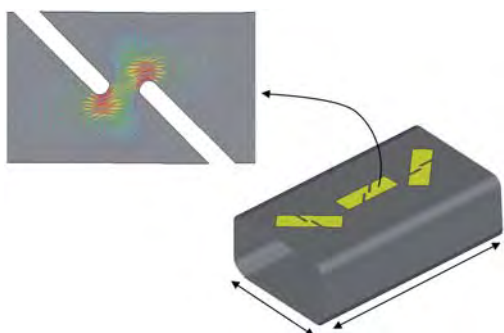
absorption under crash loadings. However, such materials exhibit a highly orthotropic behavior both in plasticity and in failure for which an orientation-dependent damage accumulation is necessary for accurate results. Polymers are a further example of materials that, under certain circumstances, require a more advanced treatment of the damage modeling than the typically applied scalar damage models.

In this class some important concepts regarding orthotropic and anisotropic damage are reviewed as well as typical modeling approaches found in the literature. Advanced damage models implemented in LS-DYNA are then presented in detail.

In particular, attention is devoted to the modular damage/failure model in *MAT_ADD_GENERALIZED_DAMAGE for which some simple application examples are shown.

Prior attendance at the class "Damage and Failure Modeling" is strongly recommended.

Type:
Seminar
Duration:
1 day
Fee:
525 Euro
Lecturers:
Dr. Filipe Andrade,
Dr. André Haufe,
both DYNAmore
Dates:
18 October ^{Ba)}
^{Ba)} Bamberg, Germany

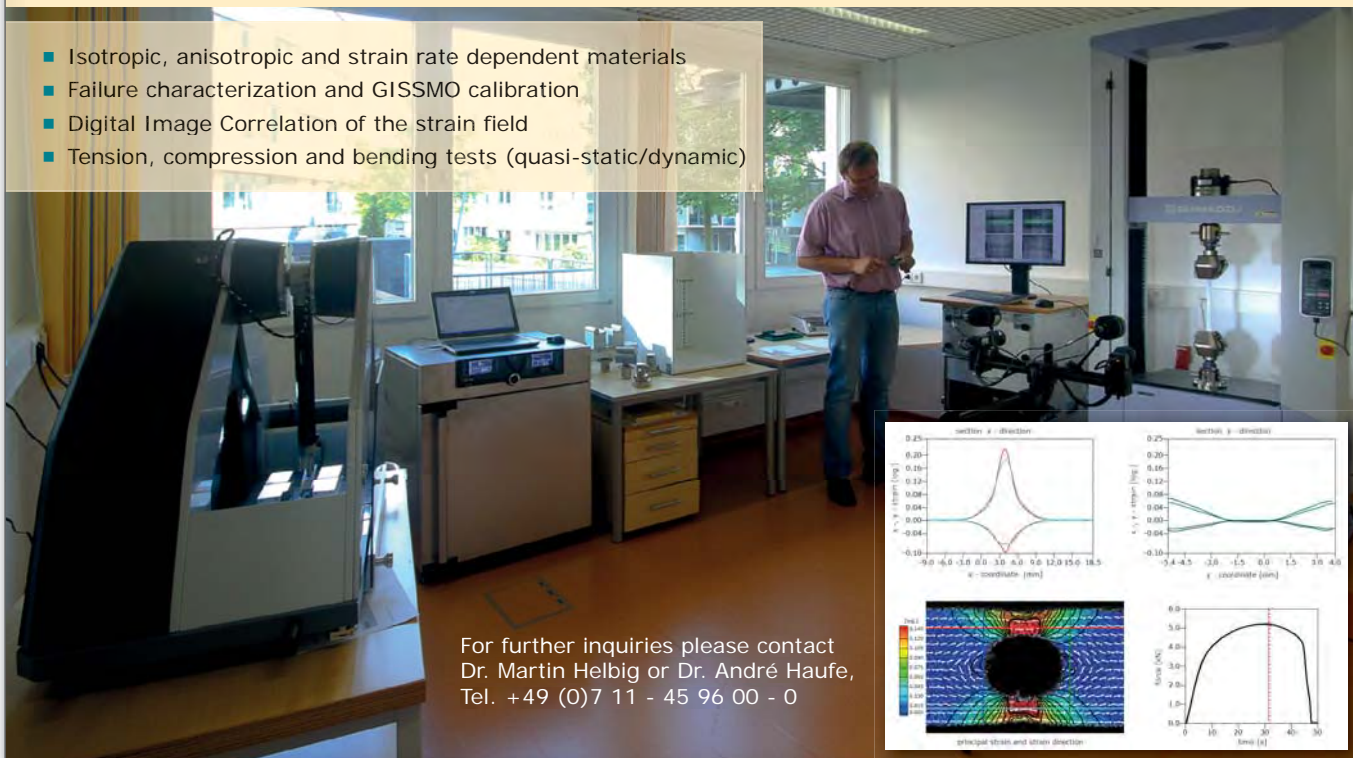


Parameter identification

for material models: Metals – Polymers – Composites



- Isotropic, anisotropic and strain rate dependent materials
- Failure characterization and GISSMO calibration
- Digital Image Correlation of the strain field
- Tension, compression and bending tests (quasi-static/dynamic)

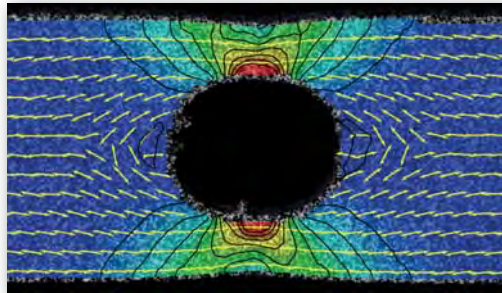


For further inquiries please contact
Dr. Martin Helbig or Dr. André Haufe,
Tel. +49 (0)7 11 - 45 96 00 - 0

■ PARAMETER IDENTIFICATION WITH LS-OPT

Type: Seminar
 Duration: 1 day
 Fee: 525 Euro
 Lecturer: Katharina Witowski, DYNAmore
 Dates: 25 June, 14 November

The use of new materials, such as plastics, composites, foams, fabrics or high-tensile steels demands the application of highly complex material models. These material formulations are generally associated with numerous material parameters. The optimization program LS-OPT is ideally suited for identifying these parameters. In the identification process, an automatic comparison is carried out between the experimental results and the simulation results of LS-DYNA. Thereafter, the error between experiments and simulations is minimized.



In this seminar, a brief introduction in LS-OPT is given with a focus on the application of LS-OPT to determine material parameters. No prior knowledge about optimization or the application of LS-OPT is required.

- Content
- The optimization problem for the parameter identification
 - Objective function: minimization of deviations between simulations and experiments (least-squares principle)
 - Constraints
 - Optimization variables
 - Normalization and weighting
 - Brief introduction to LS-OPT
 - Graphical User Interface (GUI)
 - Simultaneous adaptation of several experiments (e.g. tensile, shear and biaxial tests)
 - Starting LS-DYNA simulations and job control in LS-OPT
 - Analysis and evaluation of optimization results
 - Execution of examples

■ MODELING POLYMERS AND ELASTOMERS IN LS-DYNA

Type: Seminar
 Duration: 2 days
 Fee: 1,200 Euro
 Lecturer: Prof. Dr. Stefan Kolling, TH Mittelhessen
 Dates: 10-11 April, 27-28 November

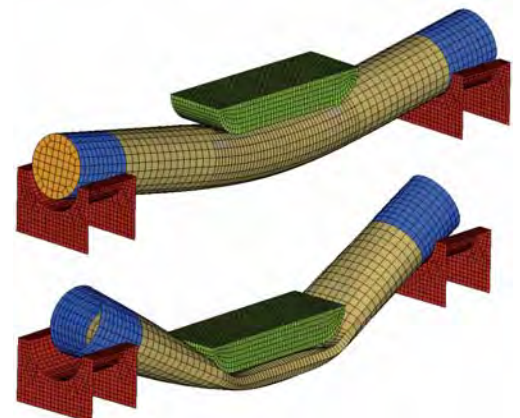
For a variety of industrial applications, polymers (i.e. thermoplastics, foams and rubber materials) have become more and more important. Especially foams are widely used in the automotive industry because of their energy absorbing properties and their beneficial stiffness to density ratio.

Compared to other commonly used materials, as for example, steel or aluminum, the material behavior of foams is much more complex. Rubber and glue materials are in general nonlinear elastic. Especially for rubber materials, rate-dependency and damage have a great influence on the hysteresis formation. Thus, these properties need to be considered in the constitutive material formulation. Moreover, thermoplastics exhibit a very complex material behavior ranging from viscoelasticity to viscoplasticity with fundamental differences to the properties of metallic materials.

Following this, the reproduction of the material behavior of thermoplastics, foams, glue and rubber materials within a finite element analysis represents a challenging task for the simulation expert. The program LS-DYNA offers its users a wide range of material models that have been developed exclusively for the modeling of these materials. The choice and the application of such special material models require thorough knowledge of the theoretical as well as the numerical background.

The goal of this seminar is to provide an overview of the available material models for thermoplastics, foams, rubbers and glues in LS-DYNA and to give guidance to apply them properly. Additionally, their practical usage will be discussed and the theoretical background of these models will be presented. Also addressed will be the topics parameter identification, experimental set-up and evaluation of experimental results. Small example problems will illustrate various application cases of the material models implemented in LS-DYNA.

- Content
- Presentation of various applications
 - Discussion of the material behavior of polymers
 - Foams: reversible, crushable and semi-crushable foams; appropriate material models; preparation of test results
 - Rubber materials: quasi-static and dynamic behavior; incompressibility; experimental set-up; data preparation; parameter identification
 - Glue materials: structural glue, installation glue, screen glue; modeling of a glue lines; material behavior and material modeling of glue; experiments for the evaluation of material parameters
 - Thermoplastics: material models for small and large deformations; experimental set-up, data preparation; validation and verification



Courtesy of Dow Deutschland Anlagengesellschaft mbH







POPULAR

**Make your
DYNAmore 3D-Stereo!**

3D PluraView - The Reference of passive 3D-Stereo Displays



3D PluraView **4K** **3D**

-  Flicker free for professional continuous use
-  Highest Brightness – Daylight suitable
-  Wide Visual Angle – Multi-User capability
-  Highest resolution – up to 4K/UHD per eye
-  Certified for DYNAmore Software
-  Elegant Design and highest Quality – Made in Germany

Long-term upgradeable HPC Workstation – Special Radeon Pro Bundle

- HPC-Workstation PULSARON Level 10.0
Single CPU-Socket with AMD Chipset
- AMD Socket TR4 platform with PCI-Express 3.0
- Overclocked AMD Ryzen Threadripper CPU
16 x 3,4 GHz or 2 x 4,0 GHz in turbo mode
- Prof. graphics card AMD Radeon Pro WX 7100, 8 GB
- 64 GB most modern DDR4-2666MHz of RAM
- Especially flexible motherboard with many
interfaces: PCI-Express 3.0, M.2, USB 3.1
- Ultrafast PCIe SSD M.2, 512 GB memory
- Very quiet operating noise
- Optional AMD Epic dual-socket platform
with 64 CPU cores and up to 2 TB of RAM



Schneider Digital - your full service solution provider for high performance computing hardware

- High-End Performance-Workstations
- Professional graphic cards
- 2D and 3D stereo 4K monitors
- 3D controllers, input and peripheral devices for VR and AR
- Individual consulting, tailor-made products and solutions
- Professional Service & Support - before, during and after purchase



■ SIMULATION OF SHORT FIBER REINFORCED POLYMERS

Type: Seminar
 Duration: 1 day
 Fee: 525 Euro
 Lecturers: Dr. Stefan Hartmann, Dr. Thomas Klöppel, Christian Liebold, all DYNAmore
 Dates: 09 April, 15 May^(T), 26 November
^(T) Turin, Italy

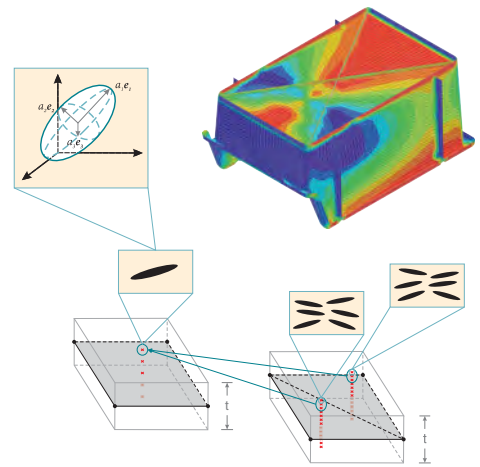
Besides standard plastic materials, more and more short and long fiber reinforced plastic materials are used to manufacture automotive components, aircraft parts, sports equipment and standard household appliances. Since the local properties of this group of materials are highly dependent on the production process, not only new material models are necessary, which allow to consider the complex load bearing capabilities and damage mechanisms of these materials properly, but also new modeling techniques allowing to close the simulation process chain for these materials.

Short fiber reinforced composite components are usually manufactured using an injection or compaction process. Thereby, carbon or glass fibers with a length of approximately 0.1 mm to 1.0 mm are brought into final shape together with a resin material. Strong local anisotropies in such material lead to complex structural mechanic effects which need to be captured within the simulation. In this course, material models available in LS-DYNA, are introduced and discussed.

As the consideration of the manufacturing process of such components plays an important role to be predictive in the structural analysis, different possibilities to consider results from other software tools used for the process simulation will be introduced. The simulation process chain is closed for this specific group of materials using the software tool ENVYO. Thereby, several homogenization strategies and the respective input parameters will be discussed and illustrated in application examples.

Contents

- Introduction to composite materials
- Anisotropy and definition of directions
- Material modeling
 - Material models for short fiber reinforced composites in LS-DYNA
 - Failure criteria established by Tsai-Hill, Tsai-Wu and *MAT_GENERALIZED_DAMAGE
- Evaluation of process simulation results, especially injection molding
- Homogenization strategies
 - Mori-Tanaka, self-consistent method
 - Closure-Approximations
- Introduction into ENVYO to close the simulation process chain for short fiber reinforced composites



■ SIMULATION OF CONTINUOUS FIBER REINFORCED POLYMERS

Type: Seminar
 Duration: 2 days
 Fee: 1,050 Euro
 Lecturers: Dr. Stefan Hartmann, Dr. Thomas Klöppel, Christian Liebold, all DYNAmore
 Dates: 12-13 April, 07-08 May^(S), 16-17 May^(T), 29-30 November
^(S) Göteborg, Sweden
^(T) Turin, Italy

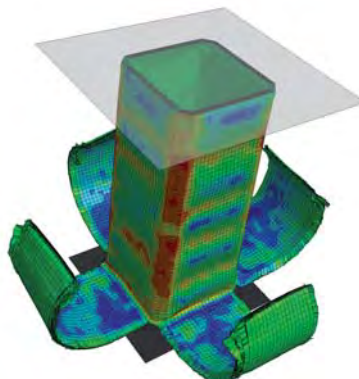
Increasing requirements on resistance and durability in conjunction with weight reduction have advanced the development of composite materials very strongly within the last decades. Composites are no longer used for special applications or subordinate components, but increasingly for components in volume production. Hence, concepts are on demand to capture the complex mechanisms of load transfer and failure within numerical simulations.

A very important subgroup of "composites" consists of long fiber reinforced composite materials. They typically consist of high-strength carbon or glass fibers which are unidirectionally embedded in thin layers of an epoxy resin matrix.

This seminar gives an overview on potential modeling techniques of this subgroup. The strong anisotropy of these composite structures leads to a complex mechanical behavior which has to be captured in the simulation. Therefore, the available material models in LS-DYNA are introduced and discussed in-depth. Some of these models are implemented and co-developed with the support from DYNAmore employees. Furthermore, different possibilities to model the phenomena of delamination are shown. The applicability and limits are demonstrated by means of small numerical examples.

Content

- Introduction to composite materials
- Laminate theory
- Structure modeling and model assumptions
- Material modeling
 - Discussion of existing material models in LS-DYNA
 - Failure criteria of Chang-Chang, Tsai-Wu and Hashin
- Modeling of delamination
 - Cohesive-elements and tiebreak contact
- General effects by means of examples
- Visualization of simulation results with LS-PrePost



POPULAR

April 17-18, 2018
Congresspark Hanau, Germany



ANSWERS TO THE
AUTOMOTIVE
CAE CHALLENGES

// CAE GENERAL

// CRASH

// DURABILITY

// MATERIALS

// NVH

// OPTIMIZATION & ROBUSTNESS

// SAFETY

www.carhs.de/grand-challenge

SAFETYWEEK
THE FUTURE OF AUTOMOTIVE SAFETY

May 15 – 17, 2018

WÜRZBURG, GERMANY

KNOWLEDGE | INNOVATIONS | NETWORKING



Event partner



www.safetyweek.de

Stay informed and advance your knowledge

with over 130 seminars, events and up-to-date technical knowledge in:

- » Passive Safety
- » Active Safety
- » Dummy & Crash-Test
- » Engineering & Simulation

Order your free copy!
www.carhs.de/companion



Knowledge for tomorrow's automotive engineering.

www.carhs.de

■ CONCRETE AND GEOMATERIAL MODELING WITH LS-DYNA

Type: Seminar
 Duration: 2 days
 Fee: 1,200 Euro
 Lecturer: Dr. Len Schwer, Schwer Engineering & Consulting Services
 Language: English
 Date: 29-30 October

Constitutive models for concrete and geomaterials (rock and soil) are typically based on the same mathematical plasticity theory framework used to model common metals. However, the constitutive behavior of concrete and geomaterials differs from that of metals in three important ways:

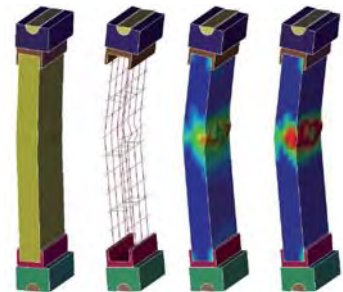
1. They are (relatively) highly compressible, i.e., pressure-volume response
2. Their yield strengths depend on the mean stress (pressure), i.e. frictional response
3. Their tensile strengths are small compared to their compressive strengths.

These basic differences give rise to interesting aspects of constitutive modeling that may not be familiar to engineers trained in classical metal plasticity. The course starts from the common ground of introductory metal plasticity constitutive modeling and successively builds on this base adding the constitutive modeling features necessary to model concrete and geomaterials. The LS-DYNA constitutive models covered are adequate for modeling most types of rock, all concretes, and a large class of soils. The course is intended for those new to concrete & geomaterial constitutive modeling, but will also be useful to those seeking a more in-depth explanation of the LS-DYNA concrete and geomaterial constitutive models covered.

A significant portion of the course is devoted to understanding the types of laboratory tests and data that are available to characterize concrete and geomaterials. Unlike most metals, whose strength is characterized by a single value obtained from a simple uniaxial stress test, concrete and geomate-

rial characterization requires a matrix of laboratory tests. A knowledge of how these tests are performed, the form and format, of typical laboratory test data, and the interpretation of the data for use with a concrete or geomaterial constitutive model, is essential to becoming a successful concrete & geomaterial modeler.

The basic mathematics of the LS-DYNA concrete and geomaterials constitutive models are covered, with an emphasis on how the mathematics can aid the modeler in fitting constitutive models to the available laboratory data. The mechanics of the constitutive model are emphasized to provide the modeler with the insights necessary to easily separate cause and effect in these complicated constitutive models. Exercises in fitting the LS-DYNA concrete and geomaterial constitutive models to typical laboratory data are used to illustrate the data and the constitutive models.



Courtesy of Schwer Engineering

■ USER MATERIALS IN LS-DYNA

Type: Seminar
 Duration: 1/2 day
 Fee: 290 Euro
 Lecturer: Dr. Tobias Erhart, DYNAmore
 Dates: 14 May, 19 November

LS-DYNA offers the possibility to implement custom material models into the code of the program. In this regard, the user-developed material routines will be compiled and linked with the corresponding LS-DYNA object-files. The seminar aims at users from industrial as well as academic research facilities who would like to integrate their own material models in LS-DYNA and are interested in discussing their experience with the implementation in a wider circle of users.

Content

- Demonstration of the development procedure
 - Recommended compiler and compiler options
 - Potential additionally required libraries
- Access to data structures
- Implementation of a custom material routine in LS-DYNA
- On request, your custom models can be discussed and edited during the seminar



Courtesy of Institut für Verbundwerkstoffe GmbH

■ INFORMATION DAY: COMPOSITE ANALYSIS WITH LS-DYNA

Due to the increasing importance of lightweight construction, where the aim is not only to economize on weight but also to improve rigidity and strength, the use of composite materials has increased dramatically over recent years. If considerations are made regarding the use of such materials for crash-relevant components, the requirements of simulation tools increase enormously - especially in automotive construction. As a consequence, numerous enhancements have been implemented in LS-DYNA.

The aim of this information day is to inform participants about the state of the art in simulating composite materials. In particular, an overview of existing options in LS-DYNA for simulating composite materials is given and current developments will also be discussed. A further focus will be on the presentation of the software DIGIMAT, which

allows to analyze the microstructure of composite materials. The possibility of coupling DIGIMAT with LS-DYNA will also be addressed.


Content

- Overview of techniques to model composite materials in LS-DYNA
- Insight into the latest developments in LS-DYNA regarding composite materials (material formulations, elements, delamination mechanisms)
- Visualization of simulation results
- Overview of the application of DIGIMAT for composite materials
- Coupling DIGIMAT with LS-DYNA

In collaboration with



Type: Information day
 Duration: 1/2 day
 Fee: Free of charge
 Lecturers: DYNAmore and e-Xstream staff members
 Language: German/English
 Dates: 12 March, 12 November



■ INFORMATION DAY: ENVYO

Nowadays, the words "industry 4.0", "process chain" and "mapping" are often used in industrial research and development environments and point out the need to make use of simulation and experimental data for further numerical analysis.

Within the DYNAmore Company, this topic is being targeted within a number of industry and research projects and as a result, the software tool ENVYO was introduced to the public at the 2016 LS-DYNA User's meeting in Bamberg, Germany. Thereby, a detailed introduction to the application possibilities of this tool to close the simulation process chain for components from metal forming applications, as well as short and continuous fiber reinforced composites was given.

ENVYO perfectly fits into the number of products accompanying LS-DYNA since it defines links between different tools for process simulations and the structural analysis with LS-DYNA and allows the user to process and homogenize those simulation data in many ways. In some cases, the tool can also be used to for the post-processing of a huge number of simulation data. ENVYO allows to consider a large number of material models and corresponding history variables along the simulation process chain and therefore helps to fully close it completely.

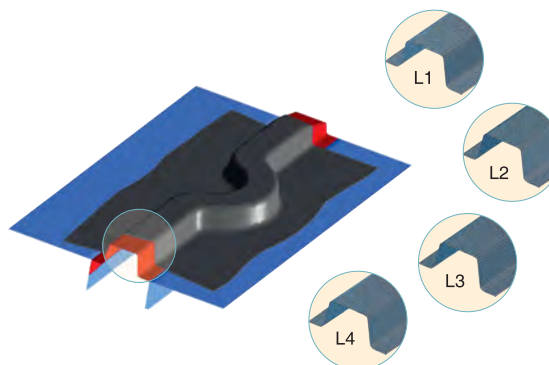
On this information day, experts from industry and research will report their experience from the various application possibilities with the software tool ENVYO to the public. Together with the

information exchange with the early adopters of this technology, attendees will have the chance to get information about the newest implementations within the ENVYO software and to directly discuss their needs with the developer of the tool. This will help to push the software solution to fully close the simulation process chain for a large number of applications.

Contents

- Overview on recent developments
- Possibilities of homogenization/data transfer with ENVYO
- Questions regarding homogenization and averaging of scalar and tensorial data
- Quality criteria for mapped and homogenized data
- Application examples

Type: Information day
 Duration: 1/2 day
 Fee: Free of charge
 Lecturers: DYNAmore staff members
 Dates: 12 March, 12 November



■ INFORMATION DAY: SIMULATION OF PLASTICS WITH LS-DYNA

Type:
Information day
Duration:
1/2 day (morning)
Fee:
Free of charge
Date:
26 September

Today, mechanically loaded plastic components are used in nearly all engineering environments. In recent years, their use has particularly increased in the automotive industry. Herein, extremely complex material models are needed to model such components realistically in a finite element simulation.

Plastics are usually much more complicated in their material behavior than, for example, steel or aluminium. Frequently encountered properties of plastics are nonlinear elasticity, viscoelasticity, viscoplasticity, strain rate-dependent failure and anisotropic material behavior. Moreover, the usual von Mises flow criterion is normally insufficient for a description of elastoplasticity.

During this information day, experts will report on their experience with material modeling and the simulation of plastics. Part of the lectures will be different experiments for the identification of material parameters and classification of different plastic types.

Application examples from the calculation of relevant components will also be covered in the presentations. DYNAMore experts will provide information on current possibilities and the latest developments in LS-DYNA regarding material

modeling of plastics. In a final discussion, participants will have an opportunity to ask questions and to exchange their experience with others.

Content

- What are the problems when modeling plastics?
- Discussion of elastic, visco-elastic and visco-plastic material models
- Failure/localization/softening
- Classification of plastics
- Material models in LS-DYNA
- Experimental techniques:
 - Quasi-static, dynamic experiments
 - Local strain measurement
- Identification of material parameters
- How does the manufacturing process influence the mechanical behavior of plastics?
- User subroutines with custom material laws
- Examples of use



■ INFORMATION DAY: DYNAMIC MATERIAL CHARACTERIZATION WITH 4A-IMPETUS

Type:
Information day
Duration:
1/2 day (afternoon)
Fee:
Free of charge
Date:
26 September

A core aim of R&D is to reduce development times and cost. Due to higher requirements in a wide range of applications and especially in plastics technology, the number of different types of materials is constantly increasing. As a result, it is practically impossible to gain fast and flexible access to reliable material parameters which are essential for virtual simulation.

For the first time, 4a Impetus provides a closed pathway for generating validated material maps of manufacturing-aware test pieces under realistic loading conditions with the aid of numerical methods. Based on the available database, the input decks (material cards) are compiled automatically for numeric FE solvers such as LS-DYNA. With LS-OPT, an automatic comparison between the simulation and the test is carried out using the least-squares method. Material parameters are identified by minimizing errors between the test curves and the simulation curves.

The 4a Impetus pendulum test system is so compact that it can be placed on a desktop and directly set up in a development department. Using the double pendulum model, test velocities up to 10 m/s can be achieved, with the system working almost impulse-free towards the "outside".

With the aid of test specimen configurations, the system has been designed to investigate various materials such as elastomers, non reinforced and reinforced thermo-plastics, foams, thermoset plastics and fiber reinforced composites.

The information day gives you the opportunity to get familiar with the test system and also to discuss the subject of "dynamic material characterization" with experts and other participants. Tests will be performed on prepared samples during the course of the event and material cards for LS-DYNA will be identified on the basis of these tests.

Content

- Presentation of the test system (motivation, measuring technique, test execution, sample specimens)
- Methods applied (material parameter identification with LS-OPT, formation of substitute areas using neural networks and LS-OPT)
- Example Applications for
 - Foam materials
 - Compact thermoplastics
 - Elastomers

In collaboration with



WE DEVELOP RESULTS

GNS Systems
IT Services for Engineering



HIGH PERFORMANCE COMPUTING
Integration and operation of LS-DYNA and all other CAE applications on supercomputing systems



TECHNICAL DATA MANAGEMENT
Planning, integration, and operation of complete systems for structured management of analysis data, based, for example, on SimManager, SimData Manager, and LoCo

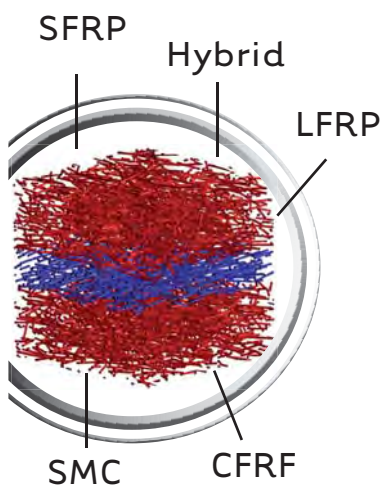


SOFTWARE DEVELOPMENT
Development of software for automation of pre and postprocessing methods, for example using ANSA and Animator4

GNS Systems GmbH | Phone +49 (0)531 - 1 23 87 0 | Mail info@gns-systems.de
Locations Braunschweig München Rüsselsheim Sindelfingen Wolfsburg | www.gns-systems.de



The material modeling company



- Speed-up the development of new material systems
- Reduce the cost and time of physical material testing
- Optimize the weight and performance of plastics & composites structures



We provide our customers with a complete and optimal modeling solution that suits their specific needs and integrates their existing FEA processes

www.e-Xstream.com

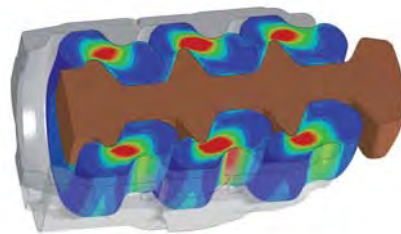
■ IMPLICIT ANALYSIS WITH LS-DYNA

Type: Seminar
 Duration: 2 days
 Fee: 1,050 Euro
 Lecturers: Dr. Tobias Erhart, Dr. Nils Karajan, Dr. Maik Schenke, all DYNAmore
 Dates: 16-17 April, 24-25 September, 07-08 November ^{v)}
^{v)} Versailles, France

POPULAR

In recent years, the simulation possibilities in LS-DYNA using implicit time integration have been enhanced extensively. The main areas of application for implicit analyses include linear and nonlinear static computations, natural frequency analyses, springback, lengthy transient simulations, systems with preload, etc. The aim of the seminar is to give participants an overview of the possibilities and limits of implicit simulations using LS-DYNA. In particular, attention will be drawn on the required input cards for such simulations.

The seminar is recommended for engineers intending to use LS-DYNA to carry out implicit simulations. In addition, experienced "explicit users" learn about what to bear in mind when converting explicit into implicit input decks. Examples will be given during the seminar to illustrate the functionality of the implicit options.



Courtesy of Delnner Couplers AB

Content

- Differences between explicit and implicit: theory, application, examples
- Input syntax for implicit control cards
- Linear static analysis: options, linear elements, boundary constraints, direct/iterative solvers, accuracy
- Dynamic analysis: Newmark method, input parameters, lumped/consistent mass matrix
- Nonlinear analysis: solution methods (Newton, BFGS, arclength), convergence, tolerances, output, automatic step size strategy
- Eigenvalue analysis: options, modeling aspects, intermittent output
- Modal analysis, linear buckling
- Frequency response function
- Switching: implicit/explicit, explicit/implicit
- Element types for implicit: linear and nonlinear elements
- Material models for implicit analyses
- Contact types for implicit: options, Mortar contact
- Troubleshooting convergence problems
- Summary with checklist of most important settings for implicit calculations

Basic knowledge of LS-DYNA or prior attendance at the seminar "Introduction to LS-DYNA" is recommended.

■ NVH, FREQUENCY DOMAIN ANALYSIS AND FATIGUE WITH LS-DYNA

Type: Seminar
 Duration: 2 days
 Fee: 1,200 Euro
 Lecturer: Dr. Yun Huang, LSTC
 Language: English
 Dates: 04-05 July, 18 October ^{Ba)}
^{Ba)} Bamberg, Germany

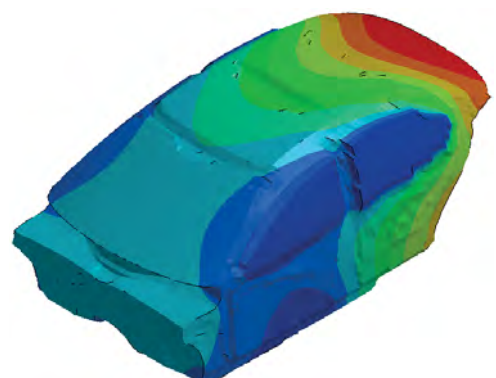
The objective of the training course is to introduce the frequency domain vibration, fatigue and acoustic features of LS-DYNA to users, and give a detailed look at the application of these features in vehicle NVH simulation.

This course is recommended for engineers who want to run NVH or other frequency domain vibration, fatigue and acoustic simulation problems with LS-DYNA. This course is useful for engineers and researchers who are working in the area of vehicle NVH, aircraft/spacecraft vibro-acoustics, engine noise simulation, machine vibration testing and simulation, etc.

Content

- Introduction
 - NVH theory and lab testing technology, overview of LS-DYNA frequency domain features and applications, frequency domain vs. time domain, Fourier transforms
- Frequency Response Function (FRF)
 - Modal superposition method, damping, nodal force/resultant force FRF
- Steady State Dynamics (SSD) with harmonic loading
 - Large mass method for enforced motion, Equivalent Radiated Power (ERP), mode expansion with LS-PrePost
- Random vibration with PSD loading
 - Correlated and uncorrelated multiple PSD excitations, acoustic wave, pre-stress condition

- Acoustics
 - Rayleigh method, Kirchhoff method, BEM, FEM, acoustic panel contribution analysis, vibro-acoustic problems, Muffler transmission loss analysis, ATV and MATV techniques, acoustic eigenvalue analysis, incident waves, half-space problem, weighted SPL, radiated sound power
- Response spectrum analysis
 - Input earthquake spectrum, modal combination methods (SRSS, CQC, etc.), multi input spectra
- Fatigue
 - Fatigue analysis in harmonic/random vibration environment, Miner's rule, S-N curves, Dirlik method
- Advanced topics
 - SEA (Statistical Energy Analysis), brake squeal analysis; NVH based on IGA
- Workshop



■ INFORMATION DAY: POSSIBILITIES WITH LS-DYNA/IMPLICIT

The goal of this information day is to present the current possibilities and recent developments of LS-DYNA/Implicit. Herein, various applications will be presented and the functionality of LS-DYNA/Implicit will be demonstrated with the aid of quasi-static as well as dynamic examples problems.



Courtesy of IMS Gear GmbH

Content

- Status quo of LS-DYNA/Implicit
- For which problems does it make sense to use LS-DYNA/Implicit?
- Application possibilities and limits
- Demonstration of different LS-DYNA/Implicit applications
- Troubleshooting convergence problems
- Planned future development
- Development status of the MPP parallelization

This Information day is not a substitute for the seminar "Implicit Analysis with LS-DYNA". It merely wants to demonstrate the possibilities of LS-DYNA/Implicit not focusing on the specific usage by the user.

Type: Information day
 Duration: 1/2 day
 Fee: Free of charge
 Dates: 19 March
 17 September

■ INFORMATION DAY: FATIGUE, ACOUSTICS AND NVH ANALYSIS WITH FEM AND BEM

At this information day, the theoretical basics of predicting acoustic phenomena will be discussed. The methods are typically based on the boundary-element method (BEM) and the finite element method (FEM). Practical application examples will also be presented and the possibilities and limits of the methods with respect to industrial applications are discussed.

In LS-DYNA, acoustics simulations can be carried out using the BEM and FEM. For this reason, it is possible to investigate acoustic and vibro-acoustic problems in the time as well as in the frequency

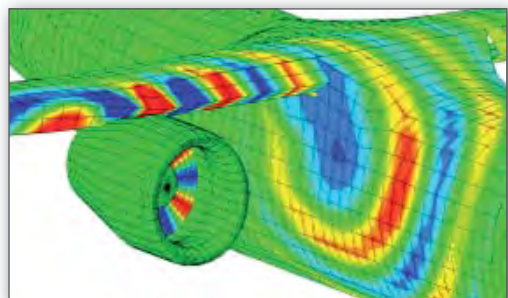
domain. Based on these computations, quantities such as the acoustic pressure (Pa) and the sound pressure level (dB) can be analyzed.

The aim of the event is to give general information about calculating problems in acoustics. The current state-of-the-art technology and typical industrial problems will be presented, and the possibilities and limits of simulating acoustics using LS-DYNA are discussed.

Content

- Possibilities and areas of application of acoustics simulations
- Basic theory
- Coupled simulations (FEM/BEM)
- Practical examples
- Acoustics simulation using LS-DYNA
 - Possibilities and current developments
 - Control cards, definition of the problem, model generation
 - Evaluation of the results

Type: Information day
 Duration: 1/2 day
 Fee: Free of charge
 Date: 03 July
 24 October



Courtesy of Technical University Hamburg-Harburg

■ SMOOTHED PARTICLE HYDRODYNAMICS (SPH) IN LS-DYNA

Type:
Seminar
Duration:
2 days
Fee:
1,200 Euro
Lecturer:
Prof. Mhamed Souli,
University Lille
Language:
English
Dates:
13-14 March
26-27 June ^{v)}
13-14 September

^{v)} Versailles, France

Attendees of this seminar will be introduced to the theoretical basics of the meshless method "Smoothed Particle Hydrodynamics" (SPH) and receive guidance for its practical application in LS-DYNA. The seminar will thoroughly illustrate the necessary configurations in the LS-DYNA input deck to realize a successful nonlinear SPH simulation and will furthermore clarify the differences to conventional FEM. Due to the true meshless nature of SPH, the method is perfectly suitable in situations with very large deformations. Typical applications of SPH in LS-DYNA include impact simulations of fluids or solids or other scenarios where it is essential to capture the momentum exchange accurately. Attendees will learn the application of the SPH with the aid of many workshop examples.



The course instructor Prof. Mhamed Souli of the University of Lille is a long-term software developer at LSTC and is frequently implementing new features for the methods ALE and SPH in LS-DYNA. This seminar aims at engineers who have already worked with LS-DYNA and would like to use SPH as a meshless method.

Content

- Introduction
- General possibilities/applications
- Development and classification of the method
- Principal idea of the SPH method
 - Particle approximation of field functions
 - Characteristic length scales
 - Renormalization
 - Tension instability and possible countermeasures
 - Available formulations
 - Comparison of SPH with FEM
- Symmetry boundary conditions
- Contact modeling
 - SPH to FEM
 - SPH to SPH
 - SPH to DEM
- Conversion of finite elements to SPH at failure
- Input parameters
 - Control settings
 - Output settings
- Pre- and postprocessing with LS-PrePost
- Sample applications


■ MESHFREE EFG, SPG AND ADVANCED FE METHODS FOR STRUCTURAL ANALYSES

Type:
Seminar
Duration:
2 days
Fee:
1,200 Euro
Lecturers:
Dr. Cheng-Tang Wu,
Dr. Wei Hu,
both LSTC
Language:
English
Dates:
21-22 June
18 October ^{Ba)}

^{Ba)} Bamberg, Germany

Attendees of this seminar will be introduced to the fundamental background of various Meshfree and advanced FEM methods. Particular attention is drawn on the application of the meshless method "Element-Free Galerkin" (EFG) as well as the newly developed method "Smoothed Particle Galerkin" (SPG). The seminar will thoroughly refer to the settings required in the LS-DYNA input deck to carry out a successful nonlinear meshfree or advanced FEM simulation. Herein, the difference between the conventional EFG and SPG formulations and the adaptive or discontinuous formulations will be explained.

Common applications of these methods are materials made of rubber or foam that undergo large deformations. The adaptive EFG formulation is the method of choice for the efficient simulation of cutting, bulk forming and forging processes. In particular, the new features of local mesh refinement in combination with the implicit time integration are the key enablers for these processes. Moreover, fracture simulations can be carried using the discontinuous EFG formulation.



Content

- Introduction
 - Overview of current meshless and advanced FEM methods
 - Current research trends
 - Available formulations in LS-DYNA
 - Major industrial applications
- General Meshfree and advanced FEM in solid/shell formulations
 - Conventional EFG, stabilized EFG, EFG shells
 - Smoothed Particle Galerkin method (SPG) for severe deformation
 - Meshfree-enriched FEM (MEFEM) for rubber-like materials
 - Associated keywords
- Adaptive methods in FEM and meshfree solids (EFG)
 - Metal forming and manufacturing analysis
 - Conventional global and local adaptivity
 - Interactive adaptivity control
 - Boundary and contact conditions
 - Treatment of incompressibility
 - Implicit/explicit simulation
 - Thermal effects
- Continuum and discrete failure analysis in solid and shells
 - Cohesive EFG approach in brittle solids
 - Extended finite element method (XFEM) in 2D and shells
 - 3D SPG for brittle and ductile failure

■ DISCRETE ELEMENT METHOD (DEM) IN LS-DYNA

The discrete element method (DEM) is usually applied to predict the behavior of different types of granular media during mixing processes, storage and discharge or transportation on belts. Herein, the interaction of the spherical particles with themselves as well as their surrounding deformable or rigid structures can be taken into account. Friction coefficients as well as spring and damper constants can be defined in normal and tangential direction. Wet particles can be estimated with the aid of a capillary force model and a certain roughness of the spherical particles can be achieved by introducing a rolling friction.

A continuum-mechanical description can be obtained with the introduction of "bonds" between the particles. Herein, the required mechanical behavior of the bonds is automatically computed by LS-DYNA using the parameters given in the material card. With the definition of a fracture energy release rate of the bonds, fracture mechanics of brittle materials can be studied.

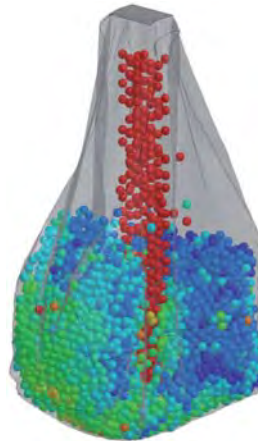
Attendees of this seminar will obtain an overview of the involved material cards of a successful DEM simulation. For a better understanding of the involved parameters, simple examples will be presented addressing particle-particle as well as particle-structure interaction. Finally, the

associated experiments will be discussed that are needed to determine the involved parameters.

Content

- Introduction to granular materials
- Involved keywords and their options
- Setting up DEM simulations with deformable/rigid structures
- Physical meaning of the parameters and their experimental determination
- Practice examples

Type:
Seminar
Duration:
1 days
Fee:
525 Euro
Lecturers:
Dr. Nils Karajan,
Dr. Maik Schenke
both DYNAmore
Date:
26 September



The International Association of the Engineering Modelling, Analysis and Simulation Community

Conferences and seminars
Technical publications
Professional developments

e-Learning
Certification
Networking

Information/best practices
www.CAEjobsite.com
Technical working groups

Regional groups
EC projects
and many more ...



Is your company already NAFEMS member?

More than 1,300 companies and institutions worldwide joined the NAFEMS engineering community – join now!

www.nafems.org

Type:
Seminar
Duration:
2 days
Fee:
1,200 Euro
Lecturer:
Prof. Mhamed Souli,
Université Lille
Language:
English
Dates:
15-16 March
24-25 May ^{v)}
11-12 September

^{v)} Versailles, France

■ ALE AND FLUID-STRUCTURE INTERACTION IN LS-DYNA

In this seminar, you receive comprehensive information about the latest developments in LS-DYNA to analyze fluids and, in particular, the fluid-structure interaction using its Arbitrary Lagrangean Eulerian (ALE) capabilities. Attendees will learn about the theoretical background how fluids are implemented in LS-DYNA using ALE and will gain a deep understanding of these concepts with the aid of many hands-on examples.

The seminar is directed towards advanced LS-DYNA users, who would like to solve problems in the fields of aquaplaning, tank sloshing, tank dropping (partially and completely filled), bird strike, viscous flow, ship collision, underwater explosion and acoustics in air and water. Prior knowledge of fluid dynamics is not required.

The course instructor Prof. Mhamed Souli of the University of Lille is a longtime program developer at LSTC who implements new features for ALE/SPH in LS-DYNA.

Content

- Basic theoretical background
 - Navier-Stokes equation
 - Mass- and energy balance
- Selection of material models
- Selection of equations of state

- Discretization and numerical Solution
 - Lagrangean formulation
 - Eulerian formulation
 - ALE formulation
 - Moving Eulerian mesh
 - Operator-Split method
 - Advection schemes
 - Algorithms for mesh smoothing
- Multi-material ALE
 - Pressure relaxation based on volume fractions
 - Interface reconstruction
- Fluid-structure interaction
 - Constraint method
 - Penalty method
 - Leakage and methods to avoid it
- Vibro-Acoustic
- Explosions
- Practice examples



Courtesy of Hankook Tire Co.

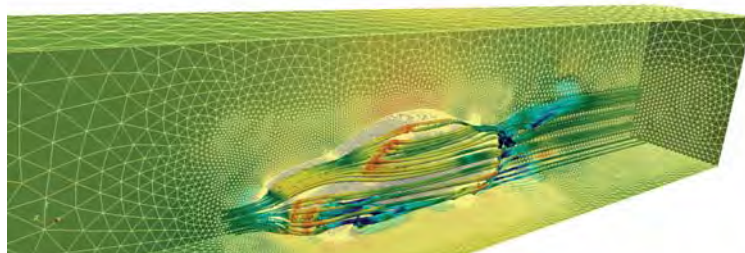
■ ICFD - INCOMPRESSIBLE FLUID SOLVER IN LS-DYNA

This course provides an introduction to the incompressible fluid solver (ICFD) in LS-DYNA. It focuses on the solution of CFD problems, where the incompressibility constraint may be applied, e. g. ground vehicle, aerodynamics, hemodynamics, free-surface problems, ship hydrodynamics, etc. The solver may run as a stand-alone CFD solver, where only fluid dynamics effects are studied, or it can be coupled to the solid mechanics solver to study loosely or strongly coupled fluid-structure interaction (FSI) problems.

The first day of the course includes a presentation of the general principles and applications of the solver, a step by step guide to setting up a simple CFD problem, advanced feature introduction (FSI, conjugate heat transfer) and so forth. A brief review of basic fluid mechanics and CFD concepts are also offered such that no expert knowledge of fluids is required. The second day will deal with the newly implemented features and advanced applications.

- Introduction to the ICFD solver in DYNA (Day 1)
- General principles and supported applications
 - Step by step keyword description
 - Setting up a pure CFD problem for aerodynamics
 - Setting boundary conditions
 - Fluid volume mesher
 - Mesh refinement tools
 - Strong and loose FSI coupling
 - Thermal coupling and conjugate heat transfer
 - Computation of the heat transfer coefficient

- Advanced topics and new features (Day 2)
- Advanced controlling and monitoring tools
 - Turbulence modeling
 - New models and picking the right one
 - Law of the wall and boundary layer
 - Non Newtonian flows
 - Flow in porous media
 - DEM coupling
 - New postprocessing tools in LS-PrePost

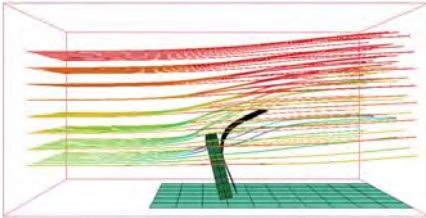


POPULAR

Type:
Seminar
Duration:
2 days
Fee:
1,200 Euro
(600 Euro per day,
can be booked
separately)
Lecturer:
İñaki Çaldichoury,
LSTC
Language:
English
Dates:
07-08 May
11-12 October

■ CESE – COMPRESSIBLE FLUID SOLVER IN LS-DYNA

Compressibility effects in fluid mechanics are typically considered significant if the Mach number of the flow exceeds 0.3 or if the fluid undergoes very large pressure changes. The most distinct phenomenon associated with high speed flows is the existence of shock waves or non-isentropic solutions.

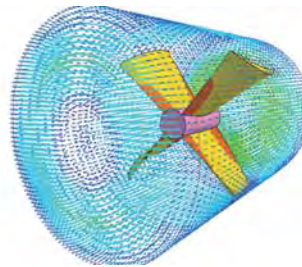


The new compressible flow solver CESE in LS-DYNA is based on a novel numerical framework originally proposed by Dr. Chang of the NASA Glenn Research Center. The method exhibits many non-traditional features, including a unified treatment of space and time, the introduction of a conservation element (CE) and a solution element (SE), and a novel shock capturing strategy without using a Riemann solver, which is able to simultaneously capture both strong shocks and small disturbances. Moreover, the spatial gradients are treated as unknowns which allows for more accurate solutions of the shock waves than normal second order schemes.

So far, this method has been used to solve many different types of flow problems, such as detonation waves, shock/acoustic wave interaction, cavitating flows, and chemical reaction flows. In LS-DYNA, it has been extended to also solve fluid-structure interaction (FSI) problems with the embedded (immersed) boundary approach or moving (fitted) mesh approach.

Content

- Introduction
- General Principles
- The CE/SE scheme
- Setting up a pure CFD/CESE problem
- Setting up an FSI/CESE problem
- Advanced capabilities
- Post treatment
- Documentation



Type:

Seminar

Duration:

1 day

Fee:

600 Euro

Lecturer:

Iñaki Çaldichoury,
LSTC

Language:

English

Dates:

09 May

10 October

■ ELECTROMAGNETISM IN LS-DYNA

This course provides an introduction to the Electromagnetics (EM) solver in LS-DYNA. Herein, the Maxwell equations are solved in the Eddy-Current approximation, which is suitable for cases where the propagation of electromagnetic waves in air (or vacuum) can be considered as instantaneous. The solver is coupled with the solid mechanics and thermal solvers of LS-DYNA allowing the simulation and solution of applications such as magnetic metal forming, welding, bending, induced heating, resistive heating and so forth.

The course includes a presentation of the solver's general principles and applications, a complete keyword description for setting up an Eddy-Current problem, an introduction to the more advanced features (inductive heating problems, exterior magnetic field, magnetic materials and so forth)

as well as an advanced description of the available controlling tools to ensure a safe analysis. Key electromagnetic concepts are reviewed throughout the course and a general knowledge about electromagnetics is therefore appreciated but not mandatory.

Content

- Introduction and applications
- General principles
- Maxwell equations
- FEMSTER library
- FEM and BEM coupled system
- Setting up a EM problem step by step
- The EM timestep
- Circuits
- EM materials and equation of states
- Advanced functionalities
- Controlling and monitoring the analysis

Type:

Seminar

Duration:

1 day

Fee:

600 Euro

Lecturer:

Iñaki Çaldichoury,
LSTC

Language:

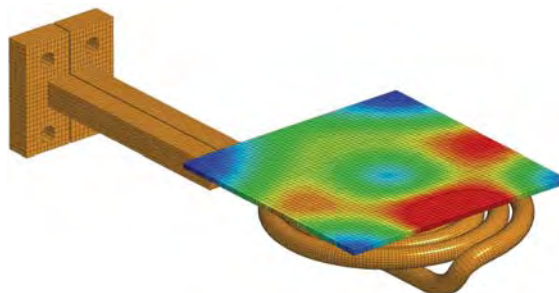
English

Dates:

04 May

18 October ^{Ba)}

^{Ba)} Bamberg, Germany



Courtesy of Institut für Verbundwerkstoffe GmbH

■ INFORMATION DAY: MULTIPHYSICS

Type:
Information day
Duration:
1/2 day
Fee:
Free of charge
Date:
08 October

The modern term “Multiphysics” can be understood as a synonym for the solution of generally coupled problems. Following this, multiphysical applications are often classified according to the nature of their coupling in terms of a weak or strong interaction of the involved processes, methods, materials, physical fields or scales as well as combinations thereof.

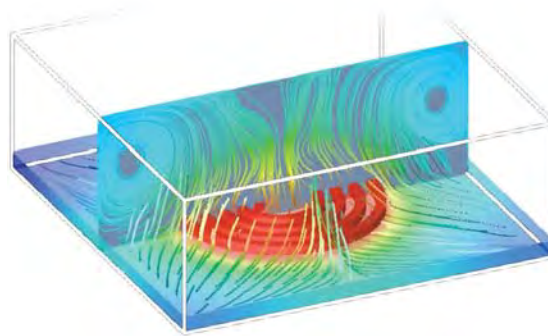
Moreover, the interacting quantities may result in either volume- or surface-coupled problems. Thus, the success of multiphysical simulations strongly depends on the coupling abilities of the underlying simulation platform. In the case of LS-DYNA, this is achieved in a unified simulation environment.

The goal of this information day is to enlarge upon the basic difficulties with the set-up of multiphysical

simulations and to provide suitable solutions by embracing the available discretization schemes in space and time in LS-DYNA. In particular, a great variety of finite elements in a Lagrangean, Eulerian or Arbitrary-Lagrange-Eulerian formulation can be coupled with boundary elements, isogeometric elements or even meshfree methods like SPH, EFG or DEM.

Moreover, implicit as well as explicit time integration schemes are provided and can be combined depending on the strength of the coupling.

On the basis of practical examples, an overview on the current coupling abilities in LS-DYNA is given. Herein, the attention is mainly on the mutual interaction of solids and fluids with thermal and electromagnetical fields.



■ INFORMATION DAY: BIOMECHANICS

Type:
Information day
Duration:
1/2 day
Fee:
Free of charge
Date:
03 December

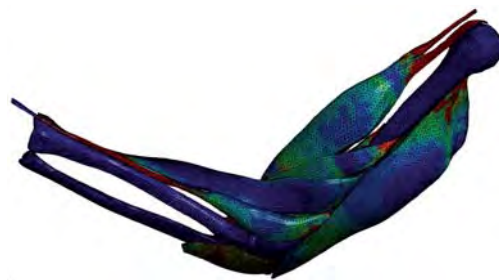
Regardless of whether you’re working at a research institute or in industry, the topic of biomechanics is of growing interest. However, from a historical point of view, biomechanics is not a new subject at all because nature has been inspiring engineers for many years, as illustrated by the example of stress-driven structural optimization according to the paradigm of the trabecular structure in bones.

Driven by an ever-increasing lifespan, the desire to better understand processes inside humans has emerged to allow engineering expertise to be used for medical purposes.

Combined with coupled multiphysical simulation methods, there are numerous application possibilities, such as modeling skeletal muscles and heart muscles which can be stimulated electrically, heart valves in circulating blood flows, the interaction between vessel-widening stents and arteries, among many other tasks.

However, typical problems associated with the purely-mechanical design of implants under the effect of the constantly-changing system “man” continue to be of great interest.

The aim of the information day is to discuss modeling difficulties in biomechanics and also to demonstrate the various solutions offered by LS-DYNA.



Courtesy of Fraunhofer IPA

METHODS FOR SIMULATING SHORT DURATION EVENTS

Most applications of LS-DYNA are for complex, and often combined, physics where nonlinearities due to large deformations and material response, including failure, are the norm. Often the goal of such simulations is to provide predictions which will ultimately be used to guide product development and safety assessments.

Insights into modeling and simulation are illustrated through examples and numerous modeling 'tricks' and options are discussed. An emphasis is placed on modeling techniques, guidelines for which technique(s) to select, which techniques work well and when, and possible pitfalls in modeling choice selections. Simulation credibility is demonstrated through solution of multiple models, with associated multiple solvers, required checks of global and local energies, and mesh refinement strategies.

This two day class provides instruction on the selection and use of the LS-DYNA solvers used for analyzing blast and penetration related problems. It is intended for the LS-DYNA analysts possessing a comfortable command of the LS-DYNA keywords and options associated with typical Lagrange analyses. The training class will attempt to provide

the analyst with the additional tools and knowledge required to make appropriate modeling decisions and convey the level of confidence in predictive results.


Content

Day 1

- Introduction to modeling & simulation - verification & validation
- Explicit & implicit - choosing an appropriate time integrator
- 3d Multi-Material Arbitrary Lagrangian Eulerian (MM-ALE)
- 1d and 2d-axisymmetric MM-ALE with mapping and adaptivity

Day 2

- Contact – which type to use, when, and why
- Fluid Structure Interaction
- Smoothed Particle Hydrodynamics (SPH)
- Stress initialization or preloads



Type:
Seminar
Duration:
2 days
Fee:
1,200 Euro
Lecturers:
Paul Du Bois,
Consultant;
Dr. Len Schwer,
Schwer Engineering
& Consulting Services
Language:
English
Date:
18-19 October ^{Ba)}

^{Ba)} Bamberg, Germany

BLAST MODELING WITH LS-DYNA

Blast events form a class of simulation environments well suited to the solution capabilities of LS-DYNA. LS-DYNA is unique in offering the analyst the choice of Lagrange, Eulerian (ALE) and Simple Engineering solvers, and combinations of these solvers, for simulating high energy events such as blast loading. In addition to air blast, the traditional focus of blast modeling, buried explosive charges have recently become important in the design of troop transportation.

This class focuses on the application of LS-DYNA for the simulation of high energy events. The analysis methods, and modeling, are illustrated through case studies. An emphasis is placed on modeling techniques: guidelines for which technique(s) to select, insights into which techniques work well and when, and possible pitfalls in modeling choice selections.

Sufficient mathematical theory is presented for each technique to provide the typical user with adequate knowledge to confidently apply the appropriate analysis technique. However, this training class is not a substitute for the in-depth treatments presented in the associated LS-DYNA training class, i.e. "ALE/Eulerian & Fluid Structure Interaction."



Mach Stem Formation
Courtesy of Schwer Engineering & Consulting Services

Type:
Seminar
Duration:
2 days
Fee:
1,200 Euro
Lecturers:
Paul Du Bois,
Consultant;
Dr. Len Schwer,
Schwer Engineering
& Consulting Services
Language:
English
Date:
22-23 October

■ PENETRATION MODELING WITH LS-DYNA

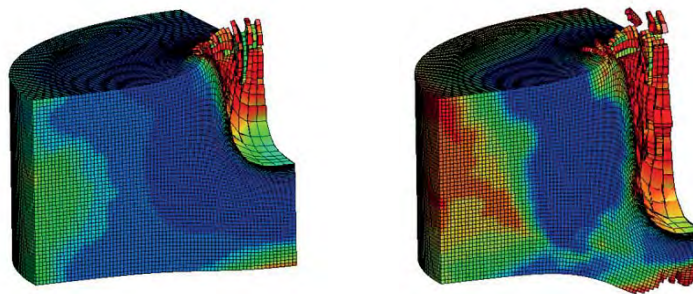
Type:
Seminar
Duration:
2 days
Fee:
1,200 Euro
Lecturers:
Paul Du Bois,
Consultant;
Dr. Len Schwer,
Schwer Engineering
& Consulting Services
Language:
English
Date:
24-25 October

Penetration events form a class of simulation environments well suited to the solution capabilities of LS-DYNA. LS-DYNA is unique in offering the analyst the choice of Lagrange, Eulerian (ALE) and Meshfree Methods, and combinations of these methods, for simulating high energy events such as penetration and perforation. In addition to high energy, these events are typically associated with large deformations, damage, and failure both on the material and structural level. During the past decade successful modeling of such damage and failure has moved steadily from a "Black Art" to a widely accepted engineering practice.

This class focuses on the application of LS-DYNA for the simulation of high energy events. The analysis

methods, and modeling, are illustrated through case studies. An emphasis is placed on modeling techniques: guidelines for which technique(s) to select, insights into which techniques work well and when, and possible pitfalls in modeling choice selections.

Sufficient mathematical theory is presented for each technique, especially Meshfree Methods, to provide the typical user with adequate knowledge to confidently apply the appropriate analysis technique. However, this training class is not a substitute for the in-depth treatments presented in the associated LS-DYNA training classes, i.e. "ALE/Eulerian & Fluid Structure Interaction" and "Mesh-Free Methods (SPH-EFG)", respectively.



Courtesy of French-German Research Institute of Saint-Louis (ISL)

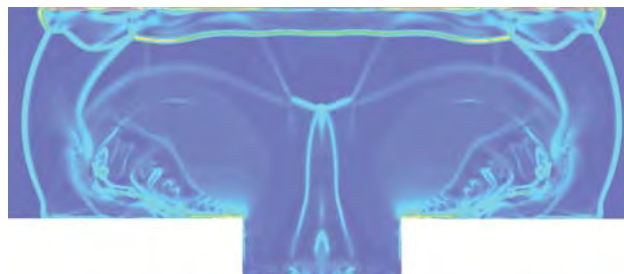
■ EXPLOSIVES MODELING FOR ENGINEERS

Type:
Seminar
Duration:
1 day
Fee:
600 Euro
Lecturers:
Paul Du Bois,
Consultant;
Dr. Len Schwer,
Schwer Engineering
& Consulting Services
Language:
English
Date:
26 October

This class focuses on the application of LS-DYNA to modeling explosives. LS-DYNA simulations involving explosives can be modeled on several engineering levels from simple application of equivalent pressure histories via *LOAD_BLAST_ENHANCED, explicit inclusion of explosive charges using Equations-of-State and detonation via *INITIAL_DETONATION, and detonation of explosive due to impact using *EOS_IGNITION_AND_GROWTH_OF_REACTION_IN_HE. The analyst selects the appropriate degree of model sophistication to satisfy the intended use of the model results.

The modeling methods are illustrated through case studies with sufficient mathematical theory to provide the user with adequate knowledge to then confidently apply the appropriate modeling method.

This training class is intended for the LS-DYNA analyst possessing a comfortable command of the LS-DYNA keywords and options associated with typical Lagrange and Multi-Material Arbitrary Lagrange Eulerian (MM-ALE) analyses.



Courtesy of Rheinmetall Landsysteme GmbH

■ LS-OPT - OPTIMIZATION AND ROBUSTNESS

LS-OPT is an independent comprehensive, optimization program which is designed and developed by LSTC. It is ideal for solving strongly nonlinear optimization problems and is thus highly suitable for the usage in combination with LS-DYNA. However, LS-OPT can also be combined with any other solver, which offers the possibility to also solve multi-disciplinary problems.

LS-OPT is based on very effective response surface methods and offers also other genetic algorithms. Moreover, the program includes stochastic methods to assess the robustness of FE models and to illustrate dependencies between optimization variables and objective functions. The definition of the optimization problem is supported with the aid of a comfortable graphical user interface.

The aim of this course is to give participants a comprehensive overview of the practical application of stochastic methods and robustness analysis using LS-OPT. Additionally, basic knowledge of statistics and probabilistic will be given and the methods implemented in LS-OPT will be discussed.

Introduction and Optimization (2 days)

The seminar gives an introduction to the program LS-OPT. General theoretical aspects of the Response Surface Method are presented and the possibilities of applying this method in LS-OPT are explained. In particular, the application of LS-OPT in combination with nonlinear FE solvers will be discussed in more detail. Seminar participants will be given the chance to implement their newly-gained knowledge with the aid of hands-on workshop examples.

Content

- Overview of optimization methods for strongly nonlinear problems
- Formulation of an optimization problem (objective function, constraints, design variables, etc.)
- DOE (Design of Experiments)
- Theory of the Response Surface Method (RSM)
- Interpretation of approximation errors of metamodels
- Multidisciplinary Optimization (MDO)
- Sensitivity analysis (ANOVA, Sobol)
- Parameter Identification
- Multi-objective Optimization (MOO, Pareto frontiers)
- LS-OPT graphical user interface
- Visualization of optimization results in LS-OPT
- Application examples

Robust Design (1 day)

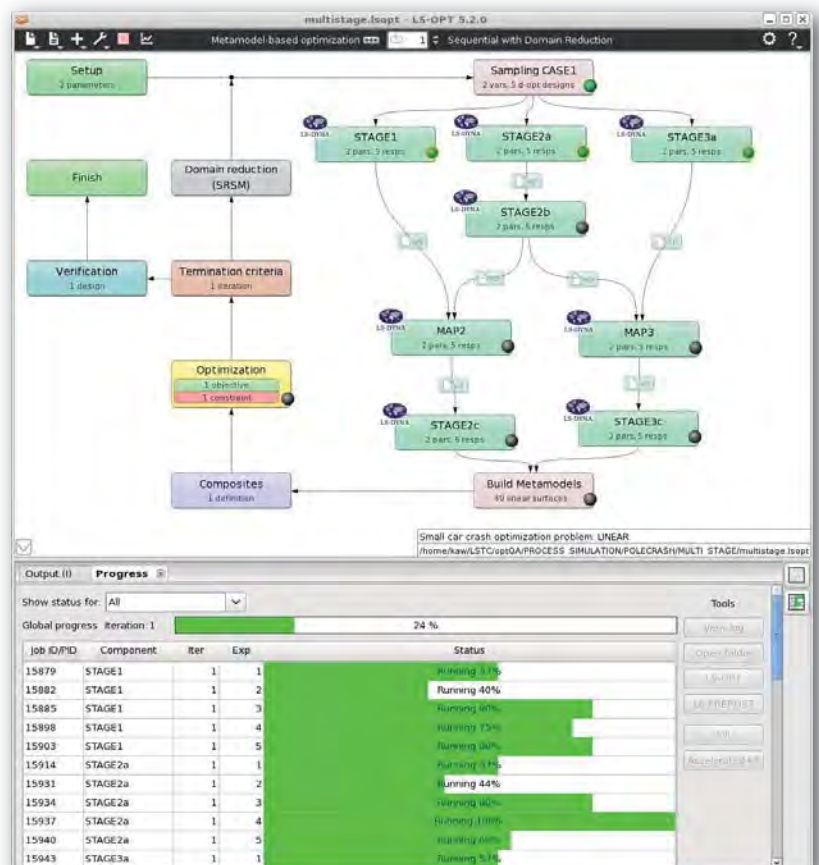
Methods for stochastic analysis to judge the robustness of FE models as well as influences of design variables on responses have been implemented in LS-OPT. These features allow answering questions such as:

- What is the probability of a specific failure limit being exceeded?
- Is my solution robust or does a minor variation of my input variables lead to a completely different result?
- Is the dependence between input variables and the response (solution) chaotic or predictable?
- Is there a correlation between variables and responses or between responses and responses?

To attend the module "Robust Design", prior attendance at the module "Introduction and Optimization" is recommended.

Type:
Seminar
Duration:
3 days
Fee:
1,575 Euro
(525 Euro per day,
can be booked
separately)
Lecturers:
Katharina Witowski,
Dr. David Aspenberg,
both DYNAmore
Dates:
14-16 March
18-20 September ^{v)}
22-24 October
27-29 November ^{Tu)}
^{Tu)} Turin, Italy
^{v)} Versailles, France

POPULAR



■ BASICS OF INDUSTRIAL STRUCTURAL OPTIMIZATION

Type: Seminar
 Duration: 1 day
 Fee: 600 Euro
 Lecturer: Dr. Stefan Schwarz, Dr. Ing. h.c. F. Porsche AG
 Date: 13 March

The aim of this class is to provide interested users of optimization software with background information on optimization strategies and the associated algorithms.


There exist many different terms for the available methods in the field of optimization, e. g. topology, topography and topometry optimization, which are often hard to categorize for the user. These methods are usually applied in combination with linear finite element analyses. For the optimization of nonlinear systems, special gradient-based

methods (numerical/analytical), response surface methods, or genetic and stochastic search methods are frequently applied.

The aim of this class is to discuss the capabilities and limits of these methods such that the participants learn how to distinguish between the different structural optimization techniques. How the methods work as well as their practical application will be illustrated with examples particularly from the automotive industry.

Content

- Introduction to the basics of mathematical optimization
- Classification and explanation of different methods
- Selection of the right method based on the application
- Possibilities and limits of the different methods
- Effectivity analysis of the algorithms
- Pros and cons of the methods
- Correct definition of an optimization problem
- Interpretation of results



Courtesy of Hyundai Motor Company

■ STRUCTURAL OPTIMIZATION WITH GENESIS

Type: Seminar
 Duration: 2 days
 Fee: 1,050 Euro
 Lecturers: VR&D and DYNAmore staff members
 Date: 24-25 July

GENESIS is an integrated FE analysis and optimization software program from Vanderplaats R&D. Among other things, GENESIS can be used to carry out comprehensive linear static structural analyses, perform time and frequency dynamic analyses, determine normal modes and natural oscillations as well as calculate heat transfer problems and composite structures. GENESIS enables conceptual designs of shape, form and material to be optimized providing the user with highly-efficient methods for topology, topometry, topography, sizing and shape optimization.

The implemented optimization strategies (DOT, BIGDOT) and the close interaction of FE analysis with the optimization algorithms allow the identification of an optimal design both efficiently and reliably. This is also the case for complex problems, generally requiring only a few FE analyses. The execution and analysis of an optimization is fully graphically supported by Design Studio for GENESIS.

The seminar gives an introduction to the GENESIS program and to the graphical user interface Design Studio for GENESIS. The various optimization concepts (topology, topometry, topography, sizing and form optimization) as well as areas of application are presented and discussed. Selected problems are also solved by participants using GENESIS during the seminar.

Content

- Introduction to topology, topometry, topography, sizing and form optimization
- Pre- and postprocessing with Design Studio for GENESIS
- Visualization of results using Design Studio for GENESIS
- Optimization, taking manufacturing constraints into account
- Optimization of natural structural oscillations/vibrations (with mode tracking)
- Application examples

In collaboration with



Corvette Daytona Prototype – Designed and built: Pratt & Miller
 Courtesy of Vanderplaats Research and Development, Inc.



■ INFORMATION DAY: OPTIMIZATION/DOE/ROBUSTNESS

On this information day, several presentations will be given on examples of use as well as on solution strategies addressing optimization problems, sensitivity studies, design studies with meta-models or robustness and reliability investigations. Moreover, new developments in our software products LS-OPT and GENESIS will be illustrated as well as planned future developments are discussed.

With the aid of specific examples, new applications will be presented that demonstrate the practical usability of our software solutions. This stimulates participants to consider areas of application where LS-OPT or GENESIS can be effectively implemented as optimization software.

The optimization program LS-OPT

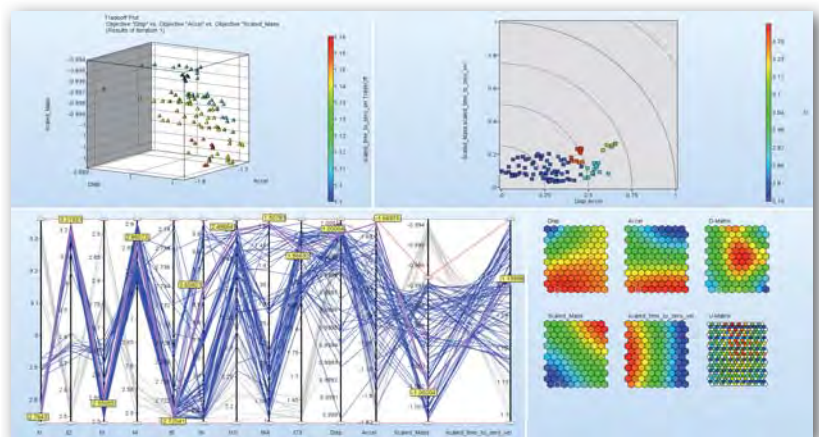
- is ideally suited for solving strongly nonlinear optimization problems and can thus be optimally combined with LS-DYNA,
- functions on the basis of the highly efficient Response Surface Method,
- contains stochastic methods for assessing the robustness of FE models and for determining dependencies between disturbance variables and system answers,
- enables significant and insignificant variables to be identified (variable screening, sensitivity analyses),
- can simultaneously combine several FE applications of different analysis types with different definitions of variables (multidisciplinary optimization (MDO)),
- is based on a clearly-arranged graphical user interface which enables optimization problems to be defined in a very simple way.

GENESIS of Vanderplaats R&D

- is a fully-integrated FE analysis and optimization software program,
- enables conceptual designs of shape, form and material to be optimized by providing the user with highly-efficient methods for topology, topometry, topography, sizing and shape optimization
- is ideally suited to optimize linear problems with a large number of design variables (>1 million),
- has an intuitively operated graphical user interface,
- is almost 100% compatible with Nastran.

Type:
Information day
Duration:
1/2 day
Fee:
Free of charge
Dates:
23 March ^{v)}
04 June
24 September

^{v)} Versailles, France



■ INFORMATION DAY: OPTIMIZATION WITH ANSA, LS-OPT AND META

The current versions of LS-OPT and ANSA support simple coupling between ANSA and LS-OPT. For example, ANSA offers excellent possibilities to realize parameterized changes of FE meshes by means of morphing technologies. The control parameters for morphing are passed to LS-OPT, where they are controlled and modified. Thus, form optimizations or robustness analyses taking into account geometrical changes can be realized straightforward. Following this, any desired optimization variable can be defined in the FE input files in ANSA and can be passed to the optimization process in LS-OPT.

Moreover, the META postprocessor from BETA CAE Systems can be used to extract simulation results, which can then be automatically imported by LS-OPT as history or response quantities. This is of particular interest, if FE solvers other than LS-DYNA are to be used for optimization.

This information day shows how ANSA and META can be used in combination with LS-OPT to realize optimization and stochastic analyses. Examples from industrial practice will also be presented.

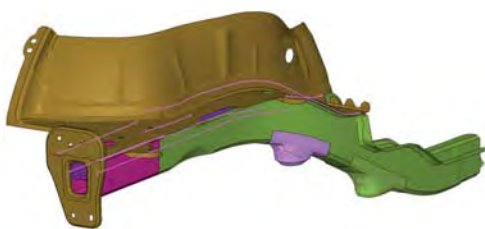
Content

- Short introduction to the morphing technologies of ANSA, Live demo with examples
- Application of the task manager in ANSA for the optimization
- Definition of design variables in ANSA
- Interface in LS-OPT for ANSA
- Use of META for simulation data extraction for LS-OPT
- Practical examples

In collaboration with



Type:
Information day
Duration:
1/2 day
Fee:
Free of charge
Date:
05 February



Courtesy of Audi AG

■ INFORMATION DAY: LS-DYNA FOR CIVIL ENGINEERING APPLICATIONS

Type:
Information day
Duration:
1/2 day
Fee:
Free of charge
Date:
02 July

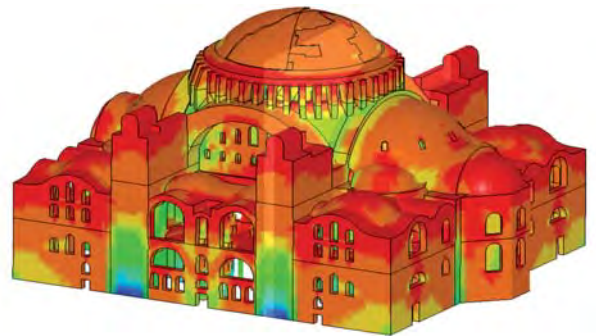

With the increasing number of possibilities offered by LS-DYNA in implicit dynamics, engineering problems in long time dynamics can now also be examined and solved efficiently. Especially for challenging problems in civil engineering these functionalities are very interesting. Besides the classical tasks such as the vibration analysis of bridges and high-risers due to earthquakes, now serviceability problems, like the vibrations started by pedestrians or machine dynamics can be computed.

Furthermore LS-DYNA is said to be one of the world's leading software codes in the field of short time dynamics. Here typical civil engineering applications such as simulation based pendulum impact tests, vehicle impact on bridge structures, as well as - especially lately - civil defense or terror prevention problems can be solved. The excellent possibilities in LS-DYNA for the solution of fluid-structure-interaction problems can now be used to master the increasing challenges of facade-structures subjected to blast loads. Thus state-of-the-art simulation techniques can contribute to a more efficient dimensioning of cross sections.

The goal of this information event is to show experts in the field of civil engineering the various possibilities of LS-DYNA in the above mentioned areas. Particularly a more realistic estimation of loads for complex problems, thus leading to safer designs, as well as the potential of more economic dimensioning of structures will be the benefit.

Content

- Introduction of LS-DYNA
 - Explicit and implicit applications
 - Soil and concrete models
 - ALE for concrete, etc.
- Bridge design
 - Implicit vibration examination
 - Earthquake (beam models)
- Structural engineering
 - Glass models
 - Pendulum impact tests
 - Vehicle impact
- Civil defense (explicit):
 - Blast loads on facade surfaces and mountings



Earthquake hazard of the Hagia Sophia in Istanbul, numerical analysis models for dynamic loads
Courtesy of Institut für Mechanik, Karlsruher Institut für Technologie KIT

■ INTRODUCTION TO PRIMER FOR LS-DYNA

The PRIMER preprocessor provided by our partner Arup is a high-performance solution to process and control LS-DYNA models. In addition to the range of features usually offered by a preprocessor, PRIMER can be used to adjust very specific LS-DYNA settings, such as all available contact options, special joints or highly complex material models.

PRIMER has been specially and exclusively designed for LS-DYNA as an FE solver. In many cases, PRIMER is also applied to check LS-DYNA models for errors or to remove redundant entries that may cause problems. In addition, the program offers a range of special properties to model occupant safety simulations, such as dummy positioning, seat adjustment, seatbelt fitting, or airbag folding.

Participants of this seminar will learn the practical use of PRIMER. All important functions are

described and demonstrated with the aid of workshop examples such that everybody will enhance their capabilities in the safe operation for different areas of application.

In collaboration with **ARUP**



Courtesy of Arup

Type: Seminar
 Duration: 1 day
 Fee: 525 Euro
 Lecturer: Daniel Keßler, DYNAMore
 Language: German
 Dates: 23 April, 14 December

■ INFORMATION DAY: PRIMER AS PREPROCESSOR FOR LS-DYNA

The preprocessor PRIMER is developed by our partner Arup and offers a high performance solution to process and control LS-DYNA models. It is especially designed for LS-DYNA and supports almost 100% the available control cards and input options in LS-DYNA.

The program also offers a range of special properties to model occupant safety simulations, such as dummy positioning, seat adjustment, seatbelt fitting, or airbag folding.

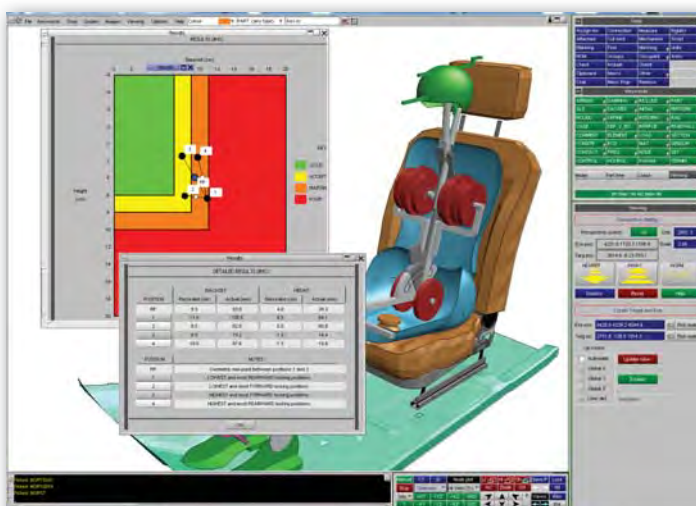
This information day will provide attendees with an overview of the capabilities and limitations of the preprocessor PRIMER. This will be done with the aid of selected examples as well as live demonstrations.

In collaboration with **ARUP**

Type: Information day
 Duration: 1/2 day
 Fee: Free of charge
 Date: 07 March

Arup PRIMER

The high-performance preprocessor for LS-DYNA



Because the program is specially and exclusively tailored to LS-DYNA as an FE (Finite Element) solver, PRIMER not only offers the standard scope of features of a preprocessor but also contains additional features:

- For implementing special settings, such as all available contact options, special joints, complex material models.
- For testing models, e. g. recognizing superfluous defined entries
- Special features for modeling occupant simulations, such as positioning dummies, adjusting seats, attaching seat belts or folding airbags.

Visit our information days and convince yourself about PRIMER, the preprocessor for LS-DYNA.



www.dynamore.de

■ ANSA AND METAPOST FOR LS-DYNA

Type: Seminar
 Duration: 2 days, can be booked separately
 Fee: On request
 Location: Stuttgart/Leinfelden-Echterdingen
 Date: On request

The two-day seminar is suitable for engineers who are interested in using LS-DYNA in connection with the preprocessor ANSA and the postprocessor METApost.

Besides its excellent meshing capabilities, ANSA offers an extensive interface to LS-DYNA. Speakers from LASSO and DYNAmore will give participants an insight into the entire simulation process chain using ANSA – LS-DYNA – METApost.




Courtesy of BETA CAE Systems

- Content 1st day: ANSA preprocessing
- Which problems can be solved with LS-DYNA?
 - How is a LS-DYNA input deck generated with ANSA?
 - Which element types are available in LS-DYNA, how are they defined in ANSA?
 - How are different contact options adjusted in ANSA, what do these options mean?
 - How can a material model be specified?

- Content 2nd day: METApost postprocessing
- Introduction to the LS-DYNA interface of METApost:
 - 3-d result evaluation and x-y plots with METApost
 - Exercises
 - Interpretation of results
 - Important plausibility checks
 - Result evaluation with practical crash-examples

Please note:
 The seminars ANSA and METApost can be booked independently and will held on on request. Please contact us.

In collaboration with 

■ HYPERWORKS FOR LS-DYNA


Type: Seminar
 Duration: 2 days
 Fee: On request
 Location: Stuttgart/Böblingen
 Date: On request

The main application areas of LS-DYNA are crash worthiness simulation, metal forming, impact problems or other highly nonlinear problems. Furthermore, LS-DYNA can be used advantageously for solving highly nonlinear static problems, where implicit solution methods fail due to convergence problems.

The two-day introductory seminar is suited for engineers interested in computing nonlinear problems using LS-DYNA. The seminar provides a direct introduction into the application of LS-DYNA and into the LS-DYNA interface integrated in HyperMesh.

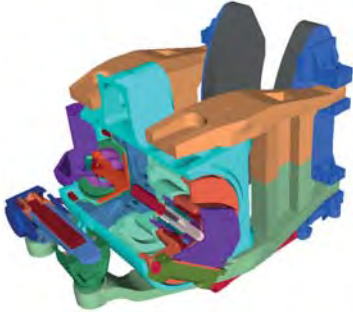
- Content
- Which problems can be solved by LS-DYNA?
 - Available element types and their definition in HyperMesh
 - How to use the different contact options in HyperMesh?
 - How to specify a chosen material model in HyperMesh?
 - How to implement crash simulations and other dynamical computations and how to edit these models in HyperMesh?
 - Treatment of quasi-static problems
 - Evaluation of results using HyperMesh/HyperView/HyperGraph
 - Tutorials

Please note:
 The seminar will held on on request. Please contact us regarding dates.

In collaboration with 

■ SUPPORT DAY: LS-DYNA

At the support days you are invited to come to our office in Stuttgart-Vaihingen bringing along the output of your LS-DYNA simulation as well as your input decks. It has been proven that a direct consultation with you at the screen is the easiest way to answer your questions. Together with you, our experienced employees of DYNAmore will



Courtesy of Knorr-Bremse Systeme für Schienenfahrzeuge GmbH

directly try to optimize your input decks or to solve problems in your simulation. Also very often, the questions are simply on how to model and solve a specific problem using LS-DYNA or what other modeling techniques and possibilities are offered by LS-DYNA.

Take advantage of this service, as we are certain that we can resolve many uncertainties or misunderstandings in the usage of LS-DYNA. You can simply bring along your CAD data or drawings to discuss your problem or you may also provide your data in advance. This would allow us to prepare even better for our conversation.

Please register ahead of time for the support days – ideally with a specification of the load case.

Type:
Support day
Duration:
1/2 day
Fee:
Free of charge
Dates:
19 January
16 February
27 April
18 May
15 June
14 September
19 October
16 November

■ SUPPORT DAY: OCCUPANT SAFETY

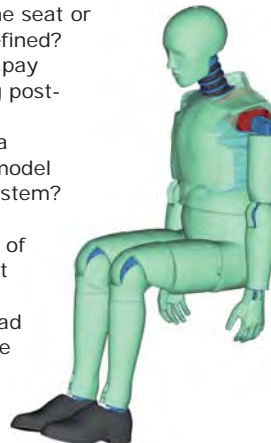
On the occasion of the occupant safety support days, you can bring your own LS-DYNA simulations or input decks to our headquarters in Stuttgart-Vaihingen. The support days will mainly focus on questions regarding the handling and analysis of dummy models. Experienced members of the DYNAmore staff will be available to discuss your specific needs and to find solutions to your problems. As a matter of course, questions will be dealt with on a confidential basis without any other customers being present.

Exemplary questions

- How can I position a model?
- How accurate are the results?
- Do I require any prestress in the model?

- Is the model for the seat or door sufficiently refined?
- What do I have to pay attention to during post-processing?
- Have I developed a sufficiently exact model for my restraint system?

Please register ahead of time for these support days – ideally with a specification of the load case, such that we are able to prepare for your visit.



Type:
Support day
Duration:
1/2 day
Fee:
Free of charge
Dates:
16 March
27 July
14 December

■ WEBINARS – STRAIGHTFORWARD INFORMATION ON LS-DYNA

During the webinars, already established as well as new developments in LS-DYNA will be presented and their usage will be explained. On the one hand, the goal is to inform LS-DYNA users about new features and on the other hand, to provide an overview of the capabilities of LS-DYNA to interested users, who already have experience with other finite element solvers.

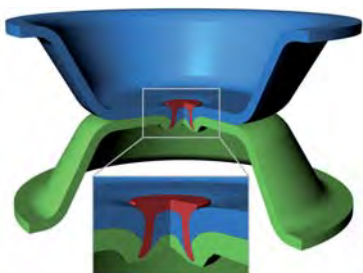
Particular focus will be drawn on new software versions, thereby outlining the resulting new application possibilities. Moreover, background information will be given on future developments and trends. Following this, the selection of topics for the webinars is dynamically adapted to current demands and will be announced on short notice in our newsletter as well as on our website www.dynamore.de.

Topics

- Nonlinear implicit FE analysis in LS-DYNA
- LS-OPT
- DYNASTart

Exemplary further topics

- Presentation of new LS-DYNA releases
- Hardware: MPI, Hybrid, MPP/SMP, GPU, etc.
- Joining techniques
- Material modeling
- New element formulations:
ALE, CPM, EFG, SPH, DEM, isogeometry
- CFD and FSI
- DYNAtools



Type:
Webinar
Duration:
Approx. 60 - 90 min.
Fee:
Free of charge
Dates:
Dates will be announced in short term

empowering
CAE processes

SCALE
IT-Solutions for CAE

+ PRODUCTS

- **CadMe**
Support meshing processes and data provision for CAD/CAE
- **LoCo**
Comprehensive simulation data management solution for CAE processes
- **CAViT**
Integrated post data management for tests and simulation
- **Status.E**
Monitoring of requirements and project status in product development

+ IT-SERVICES

+ CONSULTING



INTRODUCTION TO SIMULATION DATA AND PROCESS MANAGEMENT WITH LOCO

The software system LoCo is a work environment for managing simulation data and processes. In particular, the distributed development through simulation, across locations within a company or with external development partners, is greatly supported by LoCo.

Simulation models are managed in LoCo and provided to users via a graphical user interface in a structured manner. Due to the integrated version management, any changes made by the user to the simulation models can be tracked. So-called "History Trees" show all changes during the development process. In addition, LoCo provides an environment for the integration of arbitrary, user-specific specialized CAE processes like model/load case construction, quality control, parameter studies, linked simulations, etc.

On the first day, the seminar provides participants the basic knowledge of how to use LoCo. In-depth knowledge in the application of LoCo is dealt with on the optional second day. The usage of the software and the realization of workflows for the daily work as a design engineer will be presented in detail.

Day 1 (base)

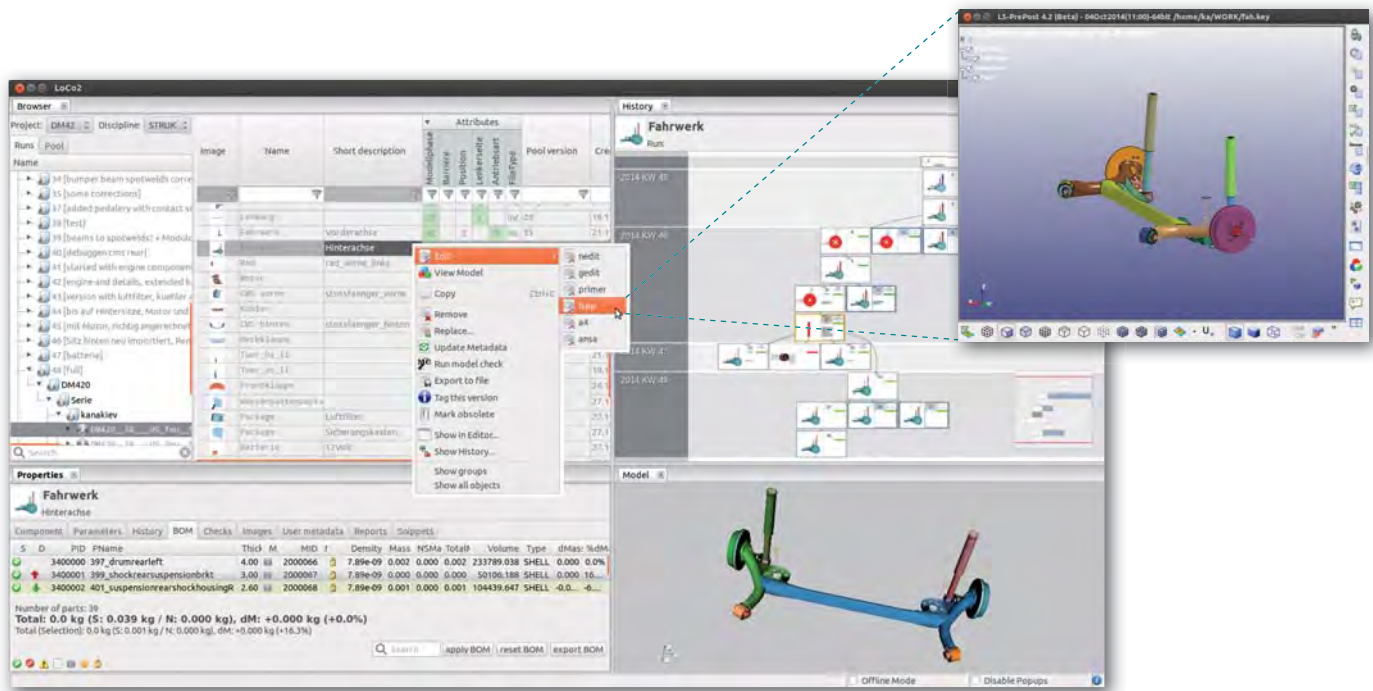
- Introduction to LoCo, overview
- Use of the graphical user interface
 - Browser
 - Grid
 - Property view
 - Notification console
 - History trees
 - Inbox
 - Job status
 - Menus
- Tutorials, workshop
 - Setup Wizard
 - Adding and editing Includes
 - Definition of parameters / attributes
 - Construction of runs
 - Working with the history graph

Day 2 (construction)

- Modeling recommendations
- Merge and Compare
- Management of attributes
- Creating and configuring new projects
- Error analysis (Notification console)
- Parameter (DOE) studies, Optimization and robustness with LoCo and LS-OPT
- Python interface
- Representing individual processes of departments and disciplines in LoCo (depending on the group of participants)

Type:
Seminar
Duration:
2 days
Fee:
1,050 Euro
(525 Euro per day,
can be booked
separately)
Lecturer:
SCALE GmbH
staff member
Date:
16-17 May

SCALE
IT-Solutions for CAE



LoCo graphical user interface – model processing using the example of LS-PrePost

■ INFORMATION DAY: PROCESS AUTOMATION AND SIMULATION DATA MANAGEMENT (SDM)

Type: Information day
 Duration: 1/2 day
 Fee: Free of charge
 Date: 26 February
 19 November

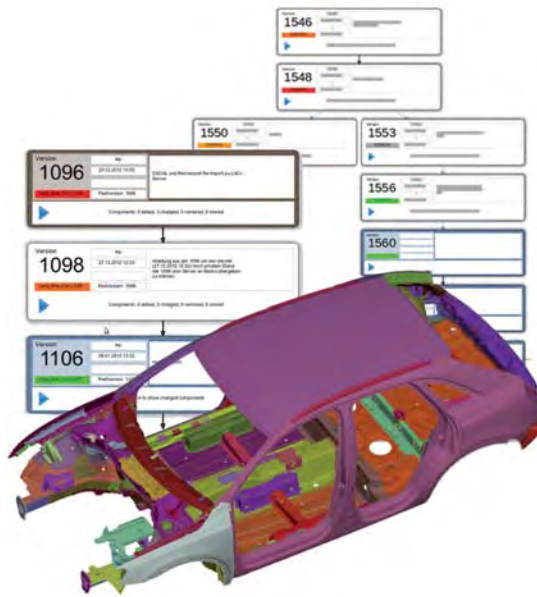
Today, simulation data management (SDM) is a highly relevant topic in computer-aided engineering (CAE) of vehicles. While a few years ago, the input of a vehicle model to analyze its crashworthiness consisted of only one large file. Today, such models are constructed using modules which consist of numerous separate components. Following this, the overall input file for the finite-element solver is assembled on the basis of such model components, e.g. airbags, doors, dummies, etc. Moreover, the number of load cases that need to be investigated by simulation engineers is also constantly increasing.

Among others, the administration of these model components in a multi-user environment as well as the automated simultaneous preparation of several load cases for simulation are demanding challenges for an SDM system. The automated data flow from CAD to CAE, i.e. from the geometrical representation to meshed components, is another important subject. This also includes the demand for consistent and transparent metadata relating to the process chain CAD - Pre-SDM - assembly - simulation - post processing.

Simulation data/process management can basically be divided into three sections:

- Linking CAD-CAE, i.e. batch processing to meshing/discretization of component geometries (Pre-SDM)
- Load case compilation and input (includes data management (assembly))
- Management of simulation results (Post-SDM)

The event will be held in collaboration with partner companies. The above-mentioned topics from process automation and simulation data management will be jointly discussed.



Courtesy of Audi AG

RELIABLE. QUALIFIED.
 RESULT DRIVEN.

CASCATE's services include expert advice on complex problems in fluid mechanics, structural mechanics and fluid-structure interaction as well as first-class support for simulation solutions:

- STAR-CCM+®
- Femap™
- Simcenter™
- OmniCAD

How can we help you?



www.cascate.de

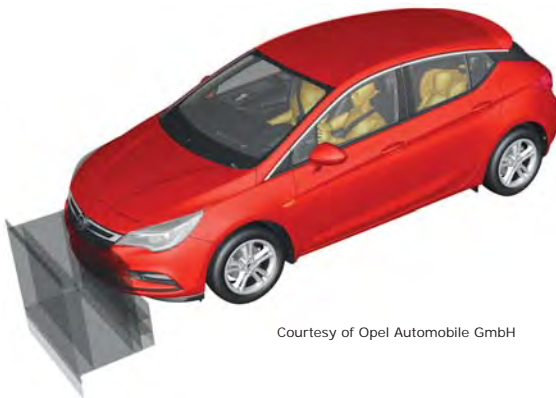
VOCATIONAL TRAININGS FOR LS-DYNA SIMULATION ENGINEERS IN VARIOUS APPLICATION AREAS

This offer gives you the chance to receive complete comprehensive instruction in your field of application. This includes training packages for certified simulation engineers in the fields of nonlinear structural mechanics (crash), occupant safety and metal forming. We would be happy to provide conceptual advice regarding comprehensive solutions for vocational trainings to become a simulation engineer using LS-DYNA. Please get in touch with us.

■ LS-DYNA FOR NONLINEAR STRUCTURAL MECHANICS (CRASH)

Professional education to become a certified simulation engineer in nonlinear structural mechanics using LS-DYNA

This package offers you an efficient option to receive comprehensive training as a nonlinear structural simulation engineer using LS-DYNA. After taking part in these seminars, you will have the necessary know-how to meet industrial requirements as a simulation engineer. On completion of all seminars within the package, you will receive a certificate declaring you a qualified LS-DYNA simulation engineer in nonlinear structural mechanics.



Courtesy of Opel Automobile GmbH

Seminars

- Introduction to LS-DYNA: Basics - 2 days
- Introduction to LS-DYNA: Advanced Topics - 1 day
- Contact Definitions in LS-DYNA - 1 day
- Joining Techniques for Crash Analysis with LS-DYNA - 2 days
- Modeling Metallic Materials - 2 days

Package price: 3,890 Euro

■ LS-DYNA FOR OCCUPANT SAFETY SIMULATIONS

Professional training to become a certified simulation engineer in occupant safety simulation using LS-DYNA

With this package, you receive comprehensive training for the computational design of occupant safety systems. After attending these seminars you will have the necessary know-how to meet industrial requirements as a simulation engineer in occupant safety. On completion of all courses within the package, you will receive a certificate declaring you a qualified LS-DYNA simulation engineer in occupant safety simulation.

Seminars

- Introduction to LS-DYNA: Basics - 2 days
- Contact Definitions in LS-DYNA - 1 day
- Introduction to Passive Safety Simulation with LS-DYNA - 2 days
- LS-DYNA Dummy and Pedestrian Impactor Modeling - 1 day
- CPM for Airbag Modeling - 1 day

Package price: 3,400 Euro



Courtesy of Daimler AG

■ LS-DYNA FOR METAL FORMING


Professional training to qualify for a certified simulation engineer in metal forming using LS-DYNA and eta/DYNAFORM

After taking part in these seminars you will be able to carry out forming simulations in an industrial environment as a simulation engineer. On completion of all seminars within the package, you receive a certificate declaring you a qualified LS-DYNA simulation engineer in forming processes.

Seminars

- Introduction to LS-DYNA: Basics - 2 days
- Introduction to LS-DYNA: Advanced Topics - 1 day
- Contact Definitions in LS-DYNA - 1 day
- Applied Forming Simulation with eta/DYNAFORM - 2 days
- Metal Forming with LS-DYNA - 2 days

Package price: 3,890 Euro



Courtesy of Ubeco GmbH

■ DYNAMORE LECTURERS



Dr. Filipe Andrade
 Areas of expertise:
 Material modeling, FE theory
 Academic studies:
 Mechanical engineering



Dipl.-Ing. Alexander Gromer
 Areas of expertise:
 Occupant safety, dummy models
 Academic studies:
 Mechanical engineering



Dr.-Ing. Tobias Erhart
 Software developer LS-DYNA
 Areas of expertise:
 FE theory, material modeling
 Academic studies:
 Civil engineering



Dr.-Ing. Stefan Hartmann
 Software developer LS-DYNA
 Areas of expertise:
 Composites, FE theory
 Academic studies:
 Civil engineering



Dipl.-Math., Dipl.-Ing. (BA) Uli Franz
 Managing director
 Areas of expertise:
 Occupant safety, dummy models
 Academic studies:
 Mechanical engineering, mathematics



Dr.-Ing. Andre Haufe
 Manager process simulation
 Areas of expertise:
 Material modeling, forming simulations,
 joining techniques
 Academic studies:
 Civil engineering



Dr.-Ing. Dirk Freßmann
 Development and support THUMS
 Areas of expertise:
 Human models, FSI
 Academic studies:
 Civil engineering



Dr.-Ing. Martin Helbig
 Area of expertise:
 Material characterization
 Academic studies:
 Civil engineering



Diplôme d'Ingénieur Pierre Glay
 Areas of expertise:
 Forming and process simulations
 Academic studies:
 Mechanical engineering



Dr. Bernd Hochholdinginger
 CEO DYNAMore Swiss GmbH
 Area of expertise:
 Thermal forming processes
 Academic studies:
 Civil engineering



Dr.-Ing. Tobias Graf
 Areas of expertise:
 Joining techniques, material modeling
 Academic studies:
 Civil engineering



Dipl.-Ing. (FH) Daniel Kessler
 Support PRIMER
 Areas of expertise:
 Crash, occupant safety, seats
 Academic studies:
 Civil engineering



Prof. Dr. rer. nat. Ulrich Göhner
 Manager software solutions
 Area of expertise:
 Computational fluid dynamics (CFD)
 Academic studies:
 Mathematics



Dr.-Ing. Thomas Klöppel
 Software developer LS-DYNA
 Areas of expertise:
 Composites, FE theory
 Academic studies:
 Mathematics



Dipl.-Ing. Markus Künzel
 Support eta/DYNAFORM
 Area of expertise:
 Forming and process simulations
 Academic studies:
 Mechanical engineering/automotive



Dr.-Ing. Maik Schenke
 Manager trainings
 Area of expertise:
 Multiphysics
 Academic studies:
 Aerospace engineering



Dipl.-Ing. Christian Liebold
 Area of expertise:
 Composites
 Academic studies:
 Aerospace engineering



Prof. Dr.-Ing. Karl Schweizerhof
 Area of expertise:
 FE theory
 Academic studies:
 Civil engineering



Dipl.-Ing. Silvia Mandel
 Area of expertise:
 Occupant safety, pre-/postprocessing
 Academic studies:
 Mechanical engineering



Dipl.-Ing. Sebastian Stahlschmidt
 Manager occupant simulation
 Areas of expertise:
 Occupant safety, dummy models
 Academic studies:
 Civil engineering



Dr.-Ing. Steffen Mattern
 Area of expertise:
 Crash
 Academic studies:
 Civil engineering



Dipl.-Ing. (FH) Peter Vogel
 Manager deep drawing simulations
 Area of expertise:
 Forming simulations
 Academic studies:
 Mechanical engineering



Dipl.-Ing. Mathias Merten
 Area of expertise:
 Forming and process simulations
 Academic studies:
 Mechanical engineering



Dipl.-Math. Katharina Witowski
 Software developer LS-OPT
 Area of expertise:
 Optimization
 Academic studies:
 Mathematics



Dr.-Ing. Heiner Müllerschön
 CEO SCALE GmbH
 Areas of expertise:
 Optimization, processes, SDM
 Academic studies:
 Civil engineering



Dr. Thomas Münz
 Managing director
 Areas of expertise:
 Material modeling
 Academic studies:
 Techno-mathematics

EXTERNAL LECTURERS



Dipl.-Ing. Paul Du Bois
 Consultant
 Lecturer of the seminars:

- Crashworthiness Simulation with LS-DYNA
- Methods for Simulating Short Duration Events
- Blast Modeling with LS-DYNA
- Penetration Modeling with LS-DYNA
- Explosives Modeling for Engineers



Dr.-Ing. Tobias Loose
 DynaWeld GmbH
 Lecturer of the seminar:

- Introduction to Welding Simulation with LS-DYNA



İñaki Çaldichoury
 Livermore Software Technology Corporation (LSTC) – software developer LS-DYNA
 Lecturer of the seminars:

- Electromagnetism in LS-DYNA
- ICFD – Incompressible Fluid Solver
- CESE – Compressible Fluid Solver



Dr.-Ing. Stefan Schwarz
 Dr. Ing. h.c. F. Porsche AG
 Lecturer of the seminar:

- Basics of Industrial Structure Optimization



Dr.-Ing. Markus Feucht
 Daimler AG
 Lecturer of the seminars:

- Joining Techniques for Crash Analysis with LS-DYNA
- Damage and Failure Modeling



Dr. Len Schwer
 Schwer Engineering & Consulting Services
 Lecturer of the seminars:

- Crashworthiness Simulation with LS-DYNA
- Methods for Simulating Short Duration Events
- Blast Modeling with LS-DYNA
- Penetration Modeling with LS-DYNA
- Explosives Modeling for Engineers



Dr. Wei Hu
 Livermore Software Technology Corporation (LSTC) – software developer LS-DYNA
 Lecturer of the seminar:

- Meshfree EFG, SPG and Advanced FE Methods for Structural Analyses



Prof. Mhamed Souli
 University of Lille
 Lecturer of the seminars:

- ALE und FSI in LS-DYNA
- Smoothed Particle Hydrodynamics (SPH) in LS-DYNA



Dr. Yun Huang
 Livermore Software Technology Corporation (LSTC) – software developer LS-DYNA
 Lecturer of the seminar:

- NVH, Frequency Domain Analysis and Fatigue with LS-DYNA



Dr. Cheng-Tang Wu
 Livermore Software Technology Corporation (LSTC) – Software-Entwickler LS-DYNA
 Lecturer of the seminar:

- Meshfree EFG, SPG and Advanced FE Methods for Structural Analyses



Prof. Dr.-Ing. Stefan Kolling
 Technische Hochschule Mittelhessen
 Lecturer of the seminar:

- Modeling of polymers and elastomers in LS-DYNA

USE OUR E-SERVICES ON THE WEB



www.dynalook.com

- Numerous LS-DYNA applications to download

www.dynaexamples.com

- Comprehensive collection of examples of various LS-DYNA training seminars
- Images, animations, LS-DYNA input decks

www.dummymodels.com

- Technical information about LS-DYNA dummy models

www.lsoptsupport.com

- LS-OPT support site
- Examples, documents
- FAQs, HowTo's

www.dynasupport.com

- LS-DYNA support site
- Tutorials, release notes
- FAQs, HowTo's

www.scale.eu

- CAE data management (SDM)
- Process integration/automation
- Optimization

www.dynamore.de/youtube

- Tutorials
- Animations

www.ls-dynacloud.com

- HPC Cloudsolution for LS-DYNA

www.dynamore.de

- Software products and FE models
- Download area for software and documentation
- Current information and offers
- Seminar dates, booking and descriptions
- FE and IT services
- Conference information
- Contact addresses



ABOUT DYNAMORE

DYNAmore GmbH – Gesellschaft für FEM-Ingenieurdienstleistungen – is your contact partner for consulting, training, support and sales services concerning the finite element software LS-DYNA. The product portfolio consists of LS-DYNA, LS-OPT, LS-PrePost, additional complementary programs as well as numerous FE models for crash simulations (dummies, barriers, pedestrians, human models, etc.).

Our range of services is completed by secured and qualified support for all application fields, various seminars as well as FEM calculation services and general consulting on the subject of structural dynamics. We are one of the top addresses for pilot and development projects concerned with the simulation of nonlinear dynamic problems. The services provided by DYNAmore GmbH also include software development for finite element solver technology and simulation data management as well as consulting and support for modern, massively parallel computer systems.

LS-DYNA – one solution for many nonlinear problems

LS-DYNA is one of the world's leading finite elements software systems for the numerical simulation of highly-complex, nonlinear dynamic processes, such as

- Crash
- Occupant safety
- Metal forming
- Impact and drop tests
- Snap-through buckling
- Penetration problems
- Fluid structure interaction
- Thermo-mechanical coupling
- Explosion

The program is intensively used in the automotive, aircraft and aerospace industries. Further areas of application include biomechanics, shipbuilding, locomotive construction, civil engineering, defense industry and consumer goods industry. A wide range of problems can be solved by LS-DYNA simply using standard PC.

LS-PrePost – definition and evaluation of simulations

LS-PrePost is a pre- and postprocessor which can be used to modify input decks and to visualize results computed by LS-DYNA. An intuitive graphical user interface simplifies its use. Options for handling and visualizing LS-DYNA input decks are available to help you prepare input data.

LS-OPT – optimization / robustness analysis of nonlinear systems

LS-OPT combines optimization algorithms with an optimization environment which automatically generates and analyzes variants and visualizes the obtained results. The program is designed for nonlinear problems and can include LS-DYNA as well as other solvers to enable multidisciplinary optimization. LS-OPT is not only used for optimization purposes but also for robustness analyses.

FEMZIP

This software allows to drastically reduce the storage size of simulation results, thus enabling the results to be viewed, sent and archived faster.

Validated FE models for standard load cases

FE models

In vehicle assessment, tests are carried out under comparable conditions. To successfully achieve this, accurately specified barriers and dummies are used for testing. DYNAmore develops and distributes FE models for such test pieces.

Dummy models

To compute occupant values, DYNAmore develops the following models for the automotive industry (PDB): ES-2, ES-2re, BioRID-2 and WorldSID. The portfolio is completed by models developed by the hardware dummy manufacturer Humanetics and by LSTC.

Pedestrian safety models

We supply impactor models from various manufacturers for assessing pedestrian safety during vehicle collisions.

Barrier models

The impact on the structure of a vehicle is often due to a barrier. We supply finite element models for all standard barriers, which are developed by our partners Arup and LSTC or within the scope of a working group by Daimler, Dr. Ing. h.c. F. Porsche, Lasso and Peng.

Human models

Besides the dummy models, there is also the option of using human models to investigate vehicle safety. The models distributed by DYNAmore are developed in Japan by Toyota.

Simulating forming processes

Metal forming in LS-DYNA

With LS-DYNA, DYNAmore provides a solution to meet high accuracy requirements in the computation of sheet metal and pipe forming. Quite a few automotive and supplier companies investigate the manufacturability and springback of a component using LS-DYNA before constructing a tool. Main applications include deepdrawing, stretch-forming, pipe bending, hydroforming and thermal deep drawing.

eta/DYNAFORM

An integrated pre- and postprocessor system for forming processes is combined in eta/DYNAFORM. In a user environment, eta/DYNAFORM combines mesh generation, the computation of binder forces, binder closing, deep drawing simulation, trimming processes, the computation of springback and multistep processes.

Simulation services

The staff at DYNAmore has a wealth of experience in computing nonlinear problems. We see ourselves as a suitable contact partner for:

- Nonlinear statics and dynamics
- Crash analysis
- Developing dummy models
- Component tests
- Passive safety, pedestrian safety
- Metal forming
- Implicit analyses using LS-DYNA
- Optimization, robustness analyses
- Flow simulation
- Fluid-structure interaction
- etc.

Software development

SDM and Process Integration

With our subsidiary SCALE we develop software for CAE IT infrastructure. For example, our Software LoCo offers you a good platform for collaborative engineering. Furthermore, we develop on behalf of clients, predominantly from the automotive industry, custom software solutions in the fields of simulation data management (SDM), process integration, process automation and optimization.

Development in LS-DYNA

DYNAmore is an experienced contact partner regarding the development of new features in LS-DYNA. Together with our customers, we integrate failure models into material laws, develop interfaces, create material models for foams and integrate new element technologies.



Courtesy of Daimler AG

DYNAmore at a glance

Portfolio

- Software solutions
- Method development
- Support and consulting
- Calculation services
- IT solutions for CAx process and data management
- Training courses and information events
- Conferences

Facts

- About 130 employees
- Subsidiary companies in Germany, Sweden, Italy, France, Switzerland and USA
- Offices in Ingolstadt, Dresden, Berlin, Langlingen, Turin, Versailles, Zurich and Dublin/Ohio
- For five customers on-site
- Over 800 international customers from industry and research (amongst them 14 automotive OEMs, 15 suppliers)
- Worldwide use of our dummy models
- FEM experience since the beginning of the 80s
- Active development of LS-DYNA and LS-OPT

Development of DYNAtools and additional software

DYNAmore supplies a wide range of additional tools which facilitate working with LS-DYNA and LS-OPT. The tools are developed in close cooperation with the automotive manufacturers Audi, Daimler, Dr. Ing. h.c. F. Porsche and Adam Opel.

Support – Consulting – Sales – Training Courses

Products

All products mentioned are used and further developed by DYNAmore in day-to-day project work. This enables us to provide highly practice-related advice on your tasks. According to your requirements, you receive a tailored package comprising anything from software licensing right up to the handover of component responsibility by DYNAmore.

Support

The software you obtain from us is supported by highly experienced members of staff. You can contact each individual expert directly on the phone anytime. We also provide in-house support on request.

Test license

You can test any of our products free of charge. You then decide to rent the software, buy it or use it via a web portal. All standard platforms are supported.

Training courses

Besides offering numerous seminars on the various areas of application of LS-DYNA and LS-OPT, DYNAmore also holds other seminars concerned with pre- and postprocessing topics. All seminars can be aligned individually to company requirements and can also be held at your company premises if required.

Events

In order to promote the exchange of information, DYNAmore regularly organizes events such as user meetings, information days and webinars on a range of different subjects.

ORGANIZATION

Seminar locations

Unless otherwise stated, events are held in our headquarters in Stuttgart, Germany:

- Industriestr. 2, D-70565 Stuttgart, Germany
Tel: +49 (0)711 - 45 96 00 - 0

Other seminar locations:

- Office Dresden
Pohlandstraße 19, D-01309 Dresden
Tel: +49 (0)351 - 31 20 02 - 0
- Office Ingolstadt
Friedrichshofener Str. 20, D-85049 Ingolstadt
Tel.: +49 (0)841 - 1 29 43 24
- Office Berlin
Stralauer Platz 34, D-10243 Berlin
Tel: +49 (0)30 - 20 68 79 10
- DYNAmore Swiss GmbH
Technoparkstrasse 1, CH-8005 Zurich, Switzerland
Tel.: +41 (0)44 - 5 15 78 90
- DYNAmore Nordic AB
Brigadgatan 5, S-587 58 Linköping, Sweden
Tel.: +46 (0)13 - 23 66 80
- DYNAmore Nordic AB
Office Göteborg
Bror Nilssons gata 16, 417 55 Göteborg, Schweden
Tel.: +46 (0)31 - 3 01 23 80
- DYNAmore Italia S.r.l.
Piazza Castello 139, I-10122 Torino, Italy
Tel.: +39 335 157 05 24
- DYNAmore France SAS
2 Place de Touraine, F-78000 Versailles
Tel.: +33 (0)1 70 29 08 18
- DYNAmore Corporation
565 Metro Place South, Suite 300, 43017 Dublin, OH, USA
- 4a engineering GmbH (partner in Austria)
Industriepark, A-8772 Traboch, Austria
Tel.: +43 (0)38 42 - 4 51 06 - 6 00

Seminars on request / in-house seminars

All courses can be individually compiled. We would be also happy to consider your special requirements. For example, the contents of seminars can be adapted to your company's specific needs, or alternatively the course can be held parallel to a project selected by you. We are also pleased to give seminars on your premises. Please get in touch with us.

Seminar fees

See seminar description. All seminar fees quoted are per participant and seminar and do not include statutory value-added tax. Seminar fees are due on application and include seminar documents, drinks during breaks and lunch.

Reductions

We give a 50 % reduction to members of universities and public research institutions. Students may attend the seminars free of charge if there are vacancies (please show your enrolment certificate).

Course times

Seminars: 9:00 - 17:00 (unless otherwise indicated).
Information days: usually 13:30 - approx. 17:00.

Speakers

Seminars are only given by experienced experts.

Language

Unless otherwise stated, all seminars will be given either in German or English language on an on-demand basis at short notice. Please indicate your preferred language during registration.

Cancellation of a seminar by a participant

Up to one week before the start of the seminar: no charge
Up to two days before the start of the seminar: 50 %
Non-attendance: complete seminar fee
Substitute participants will be accepted.

Cancellation of a seminar by the organizer

If less than four applications without reduction were received, we reserve the right to cancel a seminar. In such a case, all participants who have applied for the course will be notified at the latest one week before commencement of the seminar.

Registration

Please apply either using the registration form on page 61 or register online under www.dynamore.de or just send us an email to seminars@dynamore.de. You will be sent a registration confirmation as well as information regarding directions and hotels. Please note, that all seminars and the seminar language will be confirmed separately.

Data protection and competition law declaration of consent

With your registration you allow us the use and the processing of your data for the seminar organization and for promotional purposes. You may at any time revoke these commitments. For this, please contact DYNAmore GmbH by fax, telephone or in writing.

Further information

Seminars on the Internet

You will find current information and new developments concerning LS-DYNA on our website www.dynamore.de. There, you may also find up-to-date details about our seminars, information days and webinars as well as additional or modifications to dates and further information events.

Newsletter

If you would like to be informed by email about current events and new developments in the LS-DYNA world, we would be happy to send you our "DYNAmore News". To register, please send us an email to infomail@dynamore.de.

Contact partner

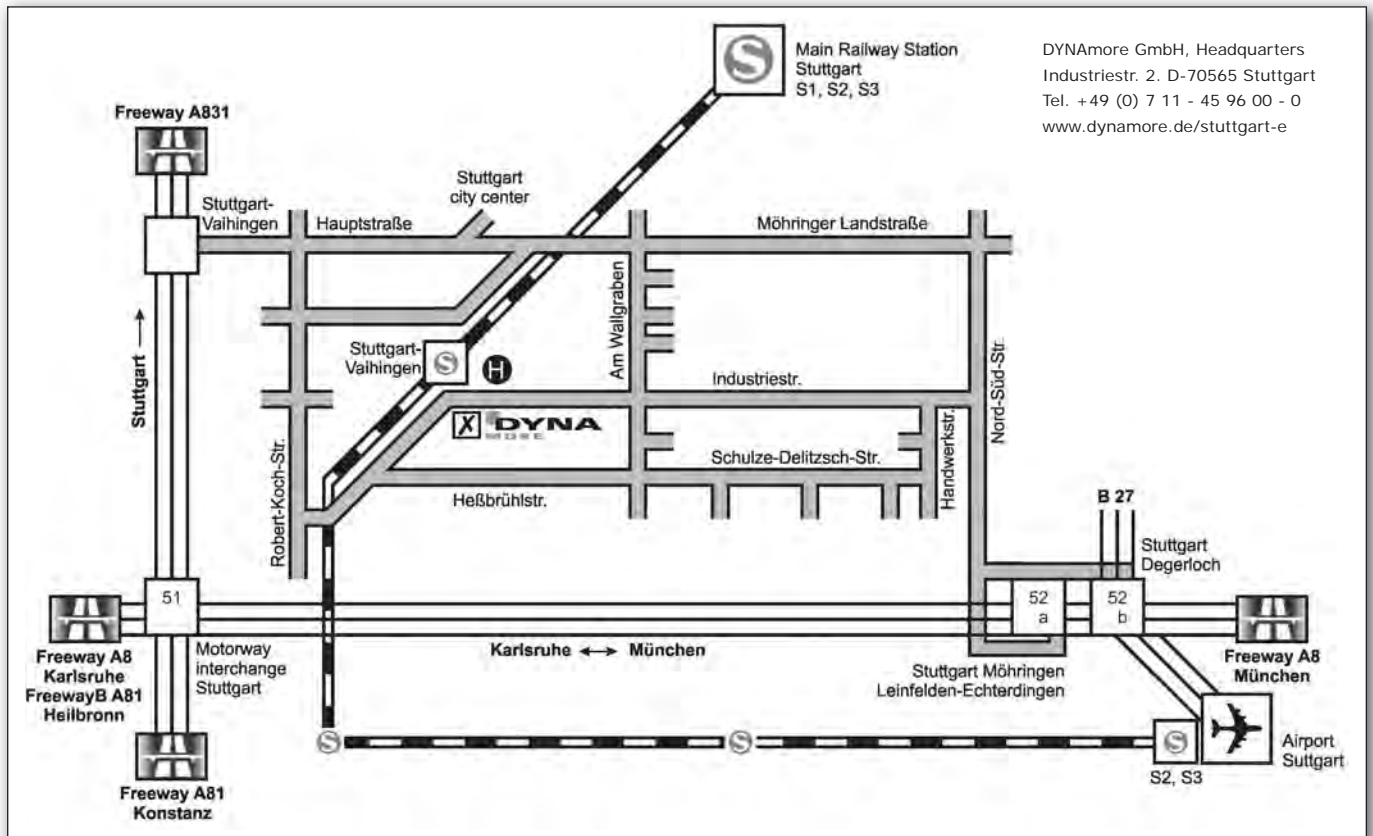
Organization

Carina Sieber
Tel.: +49 (0)711 - 45 96 00 - 0
seminar@dynamore.de

Course Advisor

Dr. Maik Schenke
Tel.: +49 (0)711 - 45 96 00 - 22
maik.schenke@dynamore.de

DYNAmore HEADQUARTERS



Arriving by car

From the direction of Munich

Take the freeway A8 to Stuttgart, exiting at Möhringen/Degerloch/LE-Leinfelden. Follow signposts marked Möhringen/LE-Echterdingen, Industriegebiet Vaihingen/Möhringen. The DYNAmore headquarters are located opposite the train (S-Bahn) station.

From the direction of Frankfurt/Karlsruhe/Heilbronn/Singen

Take the freeway A8 towards Munich (München), exit at Möhringen/Vaihingen/LE-Leinfelden. Follow signposts marked Industriegebiet Vaihingen/Möhringen. The DYNAmore headquarters are located opposite the tram station.

Arriving by public transport

Stuttgart Airport

Take the train (S-Bahn) "S2" in the direction of Schorndorf or the S-Bahn "S3" in the direction of Backnang and alight in either case at the stop marked Stuttgart-Vaihingen. The DYNAmore headquarters are located opposite the train station.

Stuttgart Main Railway Station

Take the train (S-Bahn) "S1" in the direction of Herrenberg or the S-Bahn "S2" or "S3" in the direction of the airport and alight at the stop marked Stuttgart-Vaihingen. The DYNAmore headquarters are located opposite the train station.

More information about the S-Bahn timetable can be found under: www.vvs.de



DYNAmore Headquarters

Imprint

Publisher
 DYNAmore GmbH
 Gesellschaft für FEM Ingenieurdienstleistungen
 Industriestr. 2, D-70565 Stuttgart, Germany

Tel.: +49 (0)711 - 45 96 00 - 0
 Fax: +49 (0)711 - 45 96 00 - 29
 E-Mail: info@dynamore.de
www.dynamore.de

Managing Directors
 Dipl.-Math. Ulrich Franz, Dr. Thomas Münz
 Court of registration/Seat: Stuttgart
 Registration Number: HRB 733694

Trademarks
 All product and company names are registered trademarks or brand names of the respective manufacturer.

Copyright
 ©2018 DYNAmore GmbH. All rights reserved.
 The seminars are subject of alterations.

Layout
 WERBOS GbR
 Griesstr. 20, D-85567 Grafing b. M., Germany
 E-Mail: info@werbos.de
www.werbos.de



Printed on paper made from 60% FSC-certified recycling fibers and 40% FSC-certified cellulose.

Come and write your

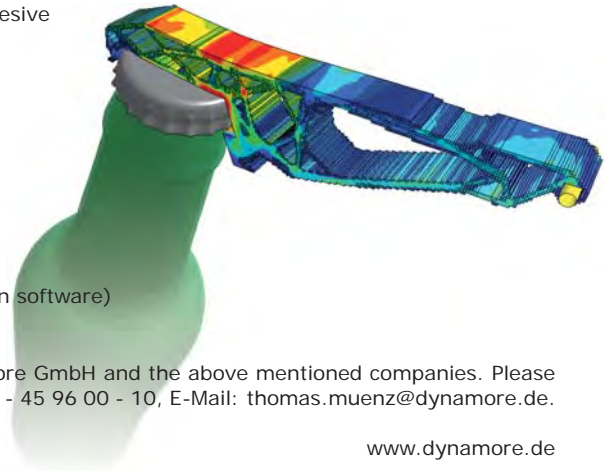
DIPLOMA OR MASTER THESES ...

at DYNAmore in collaboration with the following companies:

Opel Automobile GmbH, Audi AG, Daimler AG, Dr. Ing. h.c. F. Porsche AG, ...

We would be pleased to offer you a range of exciting topics for your diploma or master thesis related to current developments in the latest FE technologies using LS-DYNA. Especially in the field of crashworthiness simulations, LS-DYNA is one of the world's leading FE programs and used for this purpose by many leading automotive manufacturers. As a result of the close collaboration between DYNAmore GmbH and Opel Automobile GmbH, Audi AG, Daimler AG and Dr. Ing. h.c. F. Porsche AG, challenging tasks are constantly arising. Exemplary topics could address:

- Material modeling of composites, foams, plastics, layers of adhesive
- Modeling of joining techniques
- Simulation of welding processes
- Simulation of sheet metal and bulk forming processes
- Hot forming taking into account phase transitions
- Extensions for human models
- 3d skeletal muscle modeling in biomechanics
- Modeling of coupled multiphysic problems
- Fluid-structure interaction
- Particle mechanics
- Comparison of new simulation methods
- Optimization and robustness analysis with LS-OPT (optimization software)
- Software development for process integration



The preparation of the thesis will be in collaboration with DYNAmore GmbH and the above mentioned companies. Please get in touch with Dr. Thomas Münz (DYNAmore), Tel: +49 (0) 7 11 - 45 96 00 - 10, E-Mail: thomas.muenz@dynamore.de.

www.dynamore.de

LS-DYNA: Your strong partner

... starting at 90 Euro / year*



DYNASTart Professional – commercial license

LS-DYNA, LS-PrePost, LS-OPT, LS-TaSC
First commercial license
Support

6,900 Euro *

DYNALab – for reseach and academic

LS-DYNA, LS-PrePost, LS-OPT, LS-TaSC,
Any number of processors per institute
Support

1,150 Euro *

DYNASTart Personal – private user

LS-DYNA, LS-PrePost, LS-OPT, LS-TaSC,
1 license with up to 10,000 elements
Support

90 Euro *

To order please send an e-mail to info@dynamore.de
or use the order form on page 62.

www.dynamore.de

* Rental / year. Prices do not include statutory value-added tax. Subject to exchange rate fluctuations USD/Euro.

PLEASE COMPLETE AND FAX TO FAX-NO. +49 (0)711 - 45 96 00 - 29

Address for window envelope

DYNAmore GmbH
 Industriestr. 2
 D-70565 Stuttgart
 Germany

I hereby register for the following seminar/information day/support day:

Introduction

- Introduction LS-DYNA
 Optional: only 1st and 2nd day (basics)
 only 3rd day (further topics)

- Introduction LS-PrePost
- Introduction Nonlinear Implicit Analyses
- Information day:** New LS-DYNA Features
- Information day:** Cloud Solutions

Basics/Theory

- Element Types and Nonlinear Aspects
- User Interfaces in LS-DYNA
- Information day:** Verification/Validation

Crash/Short-Term Dynamics

- Crashworthiness Simulation
- Contact Definitions
- Joining Techniques for Crash Analysis
- Failure of Fiber Reinforced Polymer
- Information day:** Drop Tests

Passive Safety

- Introduction to Passive Safety Simulation
- CPM for Airbag Modeling
- Dummy/Pedestrian Impactor Modeling
- Information day:** Dummy Models
- Information day:** Human Models

Metal Forming/Process Simulation

- Metal Forming with LS-DYNA
 Optional: only 1st and 2nd day
 only 3rd day
- Forming Simulation with eta/DYNAFORM
- Hot Forming with LS-DYNA
- Welding Simulation with LS-DYNA

- Sheet Metal Forming with OpenForm
- Information day:** Welding/Heat Treatment
- Information day:** Forming Trends

Materials

- Material Modeling for Metals
- Damage and Failure Modeling
- Adv. Damage Modeling: Orthotropic Materials
- Parameter Identification with LS-OPT
- Modeling Polymers and Elastomers
- Short Fiber Reinforced Polymers
- Continuous Fiber Reinforced Polymers
- Concrete and Geomaterial Modeling
- User Materials
- Information day:** Composite Analysis
- Information day:** ENVYO
- Information day:** Simulation of Plastics
- Information day:** Material Characterization

Implicit

- Implicit Analysis
- NVH, Frequency Domain Analysis and Fatigue
- Information day:** LS-DYNA/Implicit
- Information day:** Fatigue/Acoustics/NVH

Particle Methods

- Smoothed Particle Hydrodynamics (SPH)
- Meshfree EFG, SPG, Advanced FE
- Discrete Element Method (DEM)

Multiphysics/Biomechanics

- ALE and Fluid-Structure Interaction
- ICFD - Incompressible Fluid Solver
 Optional: only 1st day only 2nd day
- CESE - Compressible Fluid Solver

- Electromagnetism
- Information day:** Multiphysics
- Information day:** Biomechanics

High Energy Events

- Short Duration Events
- Blast Modeling
- Penetration Modeling
- Explosives Modeling for Engineers

Optimization

- LS-OPT - Optimization/Robustness
 Optional: only 1st and 2nd day
 only 3rd day
- Basics of Structure Optimization
- Structural Optimization with GENESIS
- Information day:** Optimization
- Information day:** ANSA, LS-OPT, META

Civil Engineering

- Information day:** Applications

Pre- and Postprocessing

- Introduction to PRIMER for LS-DYNA
- Information day:** PRIMER for LS-DYNA
- Pre- and Postprocessing with
 ANSA METApost HyperWorks

Support

- Support day: LS-DYNA
- Support day: Occupant Safety

CAE Processes/SDM/IT

- SDM and Process Management LoCo
 Optional: only 1st day only 2nd day
- Information day:** Process Autom./SDM

Date (please specify): _____

- I will cancel my registration if the course will be held in German language.

Sender

Company / University: _____

Dept. / Institute: _____

Title, first/last name: _____

Street: _____

ZIP code, town/city: _____

Tel.: _____

E-Mail: _____

Date, Signature: _____

Declaration of consent to the use of personal data: With your registration you allow us the use and the processing of your data for seminar organization and promotional purposes. You may, at any time, revoke your consent by contacting DYNAmore GmbH via phone or in writing.

PLEASE COMPLETE AND FAX TO FAX-NO. +49 (0)711 - 45 96 00 - 29

Address for window envelope

DYNAmore GmbH
Industriestr. 2
D-70565 Stuttgart
Germany

I hereby place an order for the following LS-DYNA version:

DYNastart Professional (industry)

DYNastart Professional is the LS-DYNA introductory package from DYNAmore. It comprises the following features:

- First license for LS-DYNA including LS-PrePost, LS-OPT, LS-TaSC
- Unlimited version with full functionality (including implicit, particle methods and multiphysics)
- Access to latest software versions
- The program can be run under Windows/Linux
- Full technical support

Annual rental fee: 6,900 Euro *

DYNalab (research, teaching)

- Licence for LS-DYNA (any number of processors), LS-PrePost, LS-OPT, LS-TaSC
- Unlimited version with full functionality (including implicit, particle methods and multiphysics)
- Rent per institute / faculty
- Full technical support

Annual rental fee: 1,150 Euro *

DYNastart Personal (private)

- One license for LS-DYNA, LS-PrePost, LS-OPT, LS-TaSC
- Limited to 10,000 elements
- No composites, no MPP functionalities
- 1st month: telephone support
- 11 further months: e-mail support

Annual rental fee: 90 Euro *

Sender

Company / University: _____

Dept. / Institute: _____

Title, first/last name: _____

Street: _____

ZIP code, town/city: _____

Tel.: _____

E-Mail: _____

Date, Signature: _____



Declaration of consent to the use of personal data: With your registration you allow us the use and the processing of your data for promotional purposes. You may, at any time, revoke your consent by contacting DYNAmore GmbH via phone or in writing.

* Prices do not include statutory value-added tax. Subject to exchange rate fluctuations USD/Euro.

■ 15. LS-DYNA FORUM

15 - 17 October 2018 – Bamberg

We invite you to the German LS-DYNA Forum 2018, to be held 15 - 17 October 2018 in Bamberg, Germany.

The conference is an ideal forum for LS-DYNA and LS-OPT users to present, share and discuss experiences, to obtain information on upcoming features, and to learn more about new application areas.

Contributions from industry, research, and academia about various applications around LS-DYNA and LS-OPT will be presented. Developers from LSTC and DYNAmore will introduce you to recent developments in LS-DYNA, LS-PrePost and LS-OPT.

You are cordially invited to contribute with a presentation, too.

The topics are:

- Crashworthiness
- Passenger and Pedestrian Safety
- Metal Forming
- Optimization and Robustness
- Materials (composites, polymers, ...)
- Joining Techniques
- Implicit
- Impact
- Droptest
- Ballistics and Penetration
- Fluid-Structure Interaction
- Computational Fluid Dynamics (CFD)
- Heat transfer
- Electromagnetics
- Multiphysics
- Manufacturing processes
- CAE process integration

...



Welcome Hotel Bamberg, Germany

... from the industry areas:

- Automotive
- Aerospace
- Mechanical Engineering
- Shipbuilding/Offshore
- Transportation
- Biomechanics
- Civil Engineering
- Medical Engineering
- Packaging
- ...

Hardware and Software Exhibition

In an accompanying exhibition you will receive the latest information on hardware and software related to LS-DYNA and LS-OPT.

More Information

www.dynamore.de/forum2018-e

■ 15th INTERNATIONAL LS-DYNA CONFERENCE

10 - 12 June 2018 – Dearborn, Michigan, US

The 15th international LS-DYNA conference will be held 10 - 12 June 2018 in Dearborn, Detroit, USA. Usually around 500 users attend the conference and more than 200 lectures are presented. User presentations will form the central part of the event. In addition, keynote presentations from renowned speakers from industry as well as academic research will be given and developers from LSTC will report on latest developments in LS-DYNA, LS-PrePost and LS-OPT.

In an accompanying exhibition, delegates receive extensive information on hardware and software around LS-DYNA. In addition, numerous pre and post conference seminars will be offered.

More Information

www.ls-dynaconferences.com



Adoba Hotel, Dearborn, Michigan, USA



DYNAmore Gesellschaft für FEM Ingenieurdienstleistungen mbH

Germany

DYNAmore GmbH
Headquarters
Industriestr. 2
D-70565 Stuttgart
Tel.: +49 (0)711 - 45 96 00 - 0
Fax: +49 (0)711 - 45 96 00 - 29
E-Mail: info@dynamore.de
www.dynamore.de

DYNAmore GmbH
Office Nord
Im Balken 1
D-29364 Langlingen
Tel.: +49 (0)50 82 - 9 14 00 - 51
Fax: +49 (0)50 82 - 9 14 00 - 49

DYNAmore GmbH
Office Berlin
Stralauer Platz 34
D-10243 Berlin
Tel.: +49 (0)30 - 20 68 79 10
Fax: +49 (0)30 - 20 07 83 82

DYNAmore GmbH
Office Ingolstadt
Friedrichshofener Str. 20
D-85049 Ingolstadt
Tel.: +49 (0)841 - 1 29 43 24
Fax: +49 (0)841 - 12 60 48 - 38

DYNAmore GmbH
Office Sindelfingen
SSC-Lieferantenhaus, c/o DYNAmore
Schwertstraße 58-60
D-71065 Sindelfingen
Tel.: +49 - (0)7031 - 49 00 95 90

DYNAmore GmbH
Office Dresden
Pohlandstr. 19
D-01309 Dresden
Tel.: +49 (0)351 - 31 20 02 - 0
Fax: +49 (0)351 - 31 20 02 - 29

DYNAmore GmbH
Office Wolfsburg
Willy-Brandt-Platz 3
D-38440 Wolfsburg
Tel +49 - (0)5361 - 6 55 56 24

Subsidiaries

Sweden

DYNAmore Nordic AB
Headquarters
Brigadgatan 5
S-587 58 Linköping
Tel.: +46 (0)13 - 23 66 80
Fax: +46 (0)13 - 21 41 04
E-Mail: info@dynamore.se
www.dynamore.se

Switzerland

DYNAmore Swiss GmbH
Technoparkstr. 1
CH-8005 Zürich
Tel.: +41 (0)44 - 5 15 78 90
Fax: +41 (0)44 - 5 15 78 99
E-Mail: info@dynamore.ch
www.dynamore.ch

France

DYNAmore France SAS
2 Place de Touraine
F-78000 Versailles
Tel.: +33 (0)1 70 29 08 18
E-Mail: info@dynamore.eu
www.dynamore.eu

DYNAmore Nordic AB
Office Göteborg
Bror Nilssons gata 16
S-417 55 Göteborg
Tel.: +46 (0)31 - 3 01 23 80

Italy

DYNAmore Italia S.r.l.
Piazza Castello, 139
I-10122 Turin
Tel.: +39 335 157 05 24
E-Mail: info@dynamore.it
www.dynamore.it

USA

DYNAmore Corporation
565 Metro Place South, Suite 300
43017 Dublin, OH, USA
Tel.: +1 (614) 696 3303
E-Mail: info@dynamore.com
www.dynamore.com

